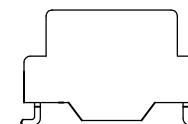
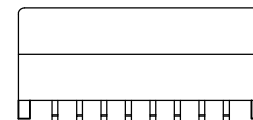
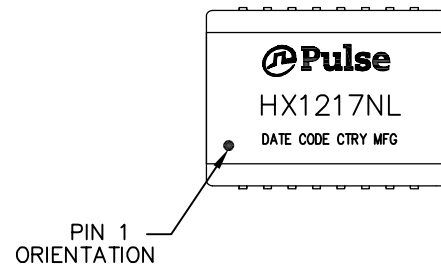


NOTES:

1. ROHS COMPLIANT
2. STORAGE TEMPERATURE: -50°C TO +125°C
3. DESIGNED TO SUPPORT INDUSTRIAL ODVA STANDARD WHICH INCLUDES ETHERNET/IP
4. COMPLIANCE TO J-STD:
 - A. J-STD-002: SOLDERABILITY AT 245°C REFLOW PROFILE
 - B. J-STD-020: LEVEL 1, NO MOISTURE SENSITIVE
 - C. J-STD-075: R7, 245°C MAXIMUM THROUGH REFLOW SOLDER
5. TO ORDER TAPE & REEL PACKAGING ADD A "T" SUFFIX TO THE PART NUMBER(i.e HX1217NL BECOMES HX1217NLT).

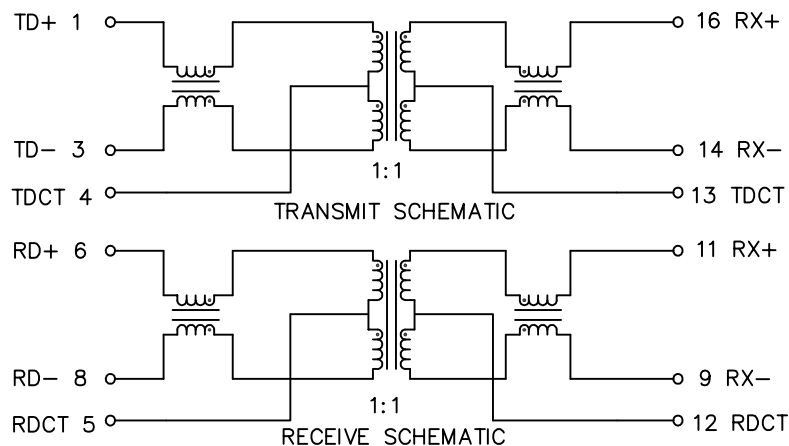


FINAL OUTLINE

© Copyright, 2015. Pulse Electronics Corp. All rights reserved. Pulse confidential & proprietary. (12/15/15)

PRODUCT DESCRIPTION	TLA DRAWING	PS DRAWING	SHEET	PART NO.	DATASHEET REV.
MDL,SIN,100D,1: 1,SM,TU	HX1217NL-12	PS-2005.002-D	1 OF 3	HX1217NL	B

ELECTRICAL CHARACTERISTICS AT +25°C UNLESS OTHER SPECIFIED
MEETS IEEE 802.3 SPECIFICATION



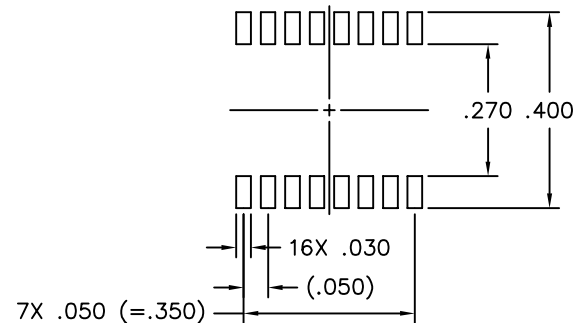
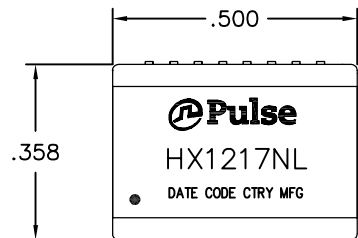
NOTE: PINS 2, 7, 10 AND 15 ARE NO CONNECTS.

PARAMETER	SPECIFICATIONS		
OPERATION TEMP	-40°C ~ +85°C		
TURNS RATIO	1 : 1 ±2%		
POLARITY	PER SCHEMATIC		
INSERTION LOSS	100 KHz	1-125 MHz	
	-1.2 dB MAX	-0.2-0.002*f ^{1.4} dB MAX	
RETURN LOSS, 1000BT (Z OUT = 100 OHM ±15%)	.1-30 MHz	30-60 MHz	60-80 MHz
	-16 dB MIN	-10+20*LOG ₁₀ (f/60 MHz) dB MIN	-10 dB MIN
	(MEASURED AT 100 KHz, 100 mVRMS AND WITH 8 mA DC BIAS)		
INDUCTANCE (OCL) (MEDIA SIDE, -40°C-85°C)	350 uH MIN		
CROSSTALK, ADJACENT CHANNELS	1 MHz	10-100 MHz	
	-50 dB MIN	-55+22*LOG ₁₀ (f/10) dB MIN	
DIFFERENTIAL TO COMMON MODE REJECTION	2 MHz	30-200 MHz	
	-50 dB MIN	-43+22*LOG ₁₀ (f/30) dB MIN	
COMMON MODE REJECTION	30 MHz	100 MHz	
	-59 dB MIN	-35 dB MIN	
DC RESISTANCE	1.3 OHMS MAX		
INPUT - OUTPUT ISOLATION	1500 VRMS MIN @ 60 SECONDS		

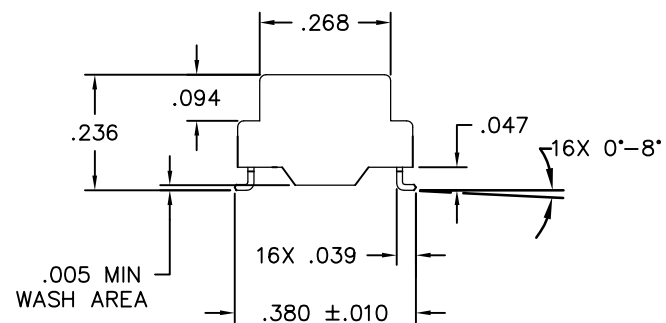
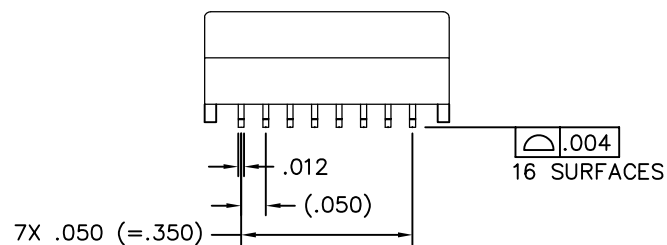
NOTE: f IS FREQUENCY IN MHZ.

© Copyright, 2015. Pulse Electronics Corp. All rights reserved. Pulse confidential & proprietary. (12/15/15)

PRODUCT DESCRIPTION	TLA DRAWING	PS DRAWING	SHEET	PART NO.	DATASHEET REV.
MDL,SIN,100D,1:1,SM,TU	HX1217NL-12	PS-2005.002-D	2 OF 3	HX1217NL	B



SUGGESTED LAND PATTERN



DIMENSIONS ARE IN INCHES WITH THE FOLLOWING
TOLERANCES:
.XX= ±.01
.XXX= ±.005

© Copyright, 2015. Pulse Electronics Corp. All rights reserved. Pulse confidential & proprietary. (12/15/15)

PRODUCT DESCRIPTION	TLA DRAWING	PS DRAWING	SHEET	PART NO.	DATASHEET REV.
MDL,SIN,100D,1: 1,SM,TU	HX1217NL-12	PS-2005.002-D	3 OF 3	HX1217NL	B