

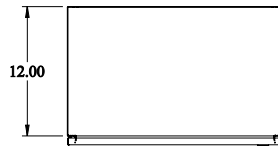
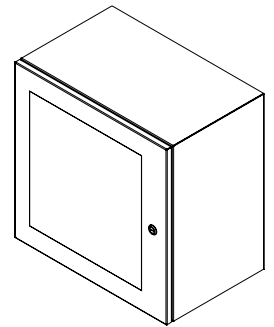


PART No. EN4SD202012WLG


for more information visit
www.hammfg.com

Data subject to change without notice


Isometric drawing Not to Scale



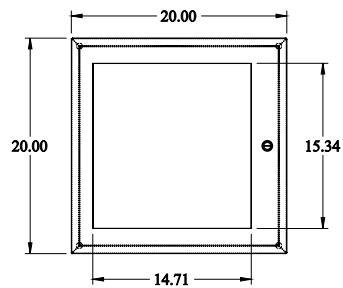
TOP VIEW




BACK VIEW



LEFT SIDE VIEW



FRONT VIEW



RIGHT SIDE VIEW

ISOMETRIC VIEW



BOTTOM VIEW