

HRS Coaxial Lightning Arrester

CP Series

◆ Features

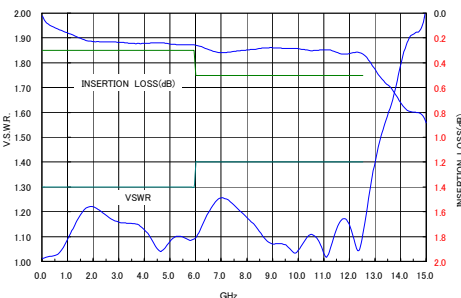
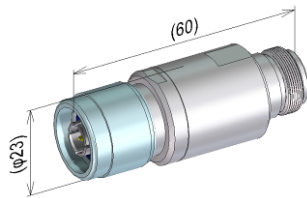
1. Prevents damage to coaxial antenna power line caused by dielectric lightning
2. Variations available
 - Technology types: Quarter wave short-circuit stub, Coil, Gas discharge tube (GDT), Semiconductor*
 - Interface types: N, SMA, TNC, BNC, U.FL etc.
3. Covers wide frequency range: DC to 12.5 GHz (with GDT type)
4. RoHS compliant



*Development will be studied upon request.

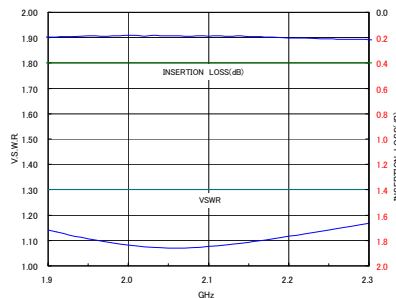
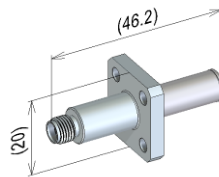
◆ Gas Discharge Tube Type (CP-N-PJG-3)

N Plug to N Jack



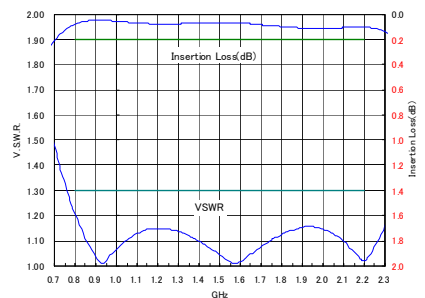
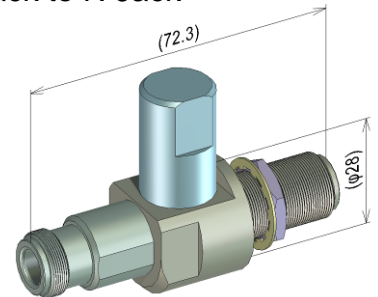
◆ Coil Type (CP-HRMJU.FLJC-1A)

SMA Jack to U.FL Jack



◆ Quarter Wave Short-circuit Stub Type (CP-N-JJS-1)

N Jack to N Jack



Item	CP-N-PJG-3	CP-HRMJU.FLJC-1A	CP-N-JJS-1
Lightning Arrester Type	Gas Discharge Tube (GDT)	Coil	Quarter Wave Short-circuit Stub
Connector	N Plug to N Jack	SMA Jack to U.FL Jack	N Jack to N Jack
Characteristic Impedance	50 Ω	50 Ω	50 Ω
Frequency Range	DC to 12.5 GHz	2.12 to 2.17 GHz	0.8 to 2.2 GHz
Operating Temperature Range	-40 °C to +70 °C	-40 °C to +85 °C	-40 °C to +85 °C
Storage Temperature Range	-40 °C to +70 °C	-40 °C to +85 °C	-40 °C to +85 °C
Power	2 W	1 W	100 W
V.S.W.R.	1.30 Max. (DC to 6 GHz)	1.30 Max.	1.30 Max.
Insertion Loss	0.3 dB Max. (DC to 6 GHz)	0.4 dB Max.	0.2 dB Max.
DC Breakdown Voltage (100V/s)	150 V to 500 V	-	-
Impulse Breakdown Voltage (1kV/μs)	700 V Max.	-	-
Impulse Max. Peak Current	8/20 μs • 2kA	8/20 μs • 2kA	8/20 μs • 5 kA
Insulation Resistance (DC100V)	1,000 MΩ	-	-

Specifications herein are subject to change without notice. Contact Hirose for latest specifications, drawings or availabilities.