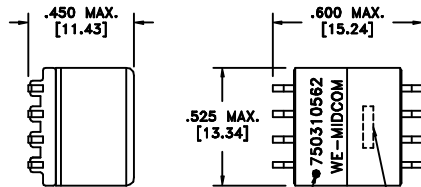
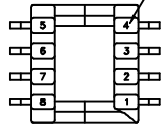


CUSTOMER TERMINAL	RoHS	LEAD(Pb)-FREE
Sn96%, Ag4%	Yes	Yes

more than you expect

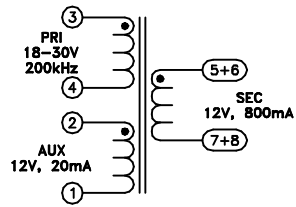


TERM. NO.'s FOR REF. ONLY

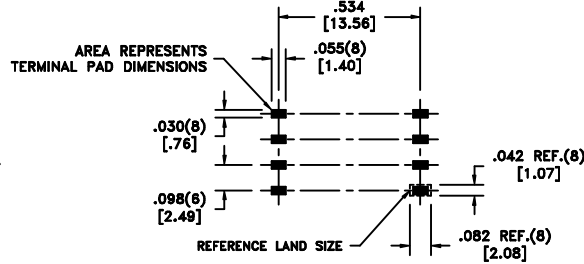


DOT LOCATES TERM. #1

LOT CODE & DATE CODE



6B/6C



CUSTOMER TO DETERMINE LAND LAYOUT

**ELECTRICAL SPECIFICATIONS @ 25°C unless otherwise noted:**

PARAMETER	TEST CONDITIONS	VALUE
D.C. RESISTANCE	1-2 @20°C	0.135 ohms ±10%
D.C. RESISTANCE	3-4 @20°C	0.060 ohms ±20%
D.C. RESISTANCE	5-8 tie(5+8, 7+8) @20°C	0.020 ohms ±20%
INDUCTANCE	3-4 10kHz, 100mVAC, Ls	25.0uH ±10%
Ⓢ SATURATION CURRENT	20% rolloff from initial	2.8A
LEAKAGE INDUCTANCE	3-4 tie(1+2, 5+8+7+8), 100kHz, 50mVAC, Ls	500nH max.
DIELECTRIC	1-4 625VDC, 1 second	500VDC, 1 minute
DIELECTRIC	1-8 tie(2+3, 5+8), 1875VAC, 1 second	1500VAC, 1 minute
URNS RATIO	(3-4):(2-1)	2:1, ±1%
URNS RATIO	(3-4):(6-8)	2:1, ±1%
URNS RATIO	(3-4):(5-7)	2:1, ±1%

Ⓢ **GENERAL SPECIFICATIONS:**

OPERATING TEMPERATURE RANGE: -40°C to +125°C including temp rise.

REV.	DATE	Packaging Specifications	CONVENTION PLACEMENT
6C	9/10	Method: Tape & Reel PKG-0328 www.we-online.com/midcom	
6B	1/09		
6A	9/08	SEE REVISION SHEET FOR	REVISION LEVEL

Tolerances unless otherwise specified:  
Angles: ±1°      Decimals: ±.005 [.13]  
Fractions: ±1/64      Footprint: ±.005 [.13]  
This drawing is dual dimensioned. Dimensions in brackets are in millimeters.

DRAWING TITLE  
**TRANSFORMER**

eiSos p/n: 750310562



PART NO.	750310562
SPECIFICATION SHEET	1 OF 1