

## Bus system cable - SAC-2P-M12MSB/ 4,0-915/M12FSB - 1404869


Please be informed that the data shown in this PDF Document is generated from our Online Catalog. Please find the complete data in the user's documentation. Our General Terms of Use for Downloads are valid (<http://phoenixcontact.com/download>)



Bus system cable, PROFIBUS, 2-position, PUR/PVC, blue, shielded, Plug straight M12, B-coded, on Socket straight M12, B-coded, cable length: 4 m



### Key Commercial Data

Packing unit	1 STK
Minimum order quantity	25 STK
GTIN	 4 046356 726009
GTIN	4046356726009

### Technical data

#### Dimensions

Length of cable	4 m
-----------------	-----

#### Ambient conditions

Ambient temperature (operation)	-25 °C ... 90 °C (Plug / socket)
Degree of protection	IP65
	IP67

#### General

Rated current at 40°C	4 A
Rated voltage	48 V AC
	60 V DC
Number of positions	2
Color handle area	black
Insulation resistance	≥ 100 MΩ
Coding	B - inverse
Signal type/category	PROFIBUS
Status display	No
Overvoltage category	II

# Bus system cable - SAC-2P-M12MSB/ 4,0-915/M12FSB - 1404869

## Technical data

### General

Degree of pollution	3
Insertion/withdrawal cycles	≥ 100
Torque	0.4 Nm (M12 connector)

### Material

Flammability rating according to UL 94	V0
Contact material	CuSn
Contact surface material	Ni/Au
Contact carrier material	PA 6.6
Material of grip body	TPU, hardly inflammable, self-extinguishing
Material, knurls	Zinc die-cast, nickel-plated
Sealing material	NBR

### Pin assignment

Position = wire color (signal) = position (optional)	2 (Plug)   GN (A cable)   2 (Socket)
	4 (Plug)   RD (B cable)   4 (Socket)

### Standards and Regulations

Flammability rating according to UL 94	V0
--	----

### Cable

Cable type	PROFIBUS
Cable type (abbreviation)	915
Cable structure	1x2xAWG24/19
Conductor cross section	2x 0.25 mm <sup>2</sup>
AWG signal line	24
Conductor structure signal line	19x 0.14 mm
Core diameter including insulation	2.56 mm
Wire colors	Red, green
Overall twist	2 wires, twisted
Shielding	Aluminum-coated foil, tinned copper braided shield
Optical shield covering	70 %
External sheath, color	blue
Outer sheath thickness	approx. 0.8 mm
External cable diameter D	8 mm ±0.4 mm
Minimum bending radius, flexible installation	5 x D
Number of bending cycles	3000000
Bending radius	60 mm
Acceleration	4 m/s <sup>2</sup>
Cable weight	74 kg/km
Tensile strength GRP	≤ 100 N
Outer sheath, material	PUR
Material, inner sheath	PVC

# Bus system cable - SAC-2P-M12MSB/ 4,0-915/M12FSB - 1404869

## Technical data

### Cable

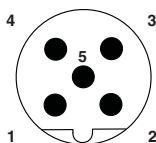
Material conductor insulation	Foamed PE
Conductor material	Bare Cu litz wires
Insulation resistance	$\geq 16 \text{ G}\Omega \cdot \text{km}$
Working capacitance	28 nF (at 1 kHz)
Nominal voltage, cable	$\leq 100 \text{ V}$
Test voltage Core/Core	3600 V DC
Flame resistance	according to IEC 60332-1
Resistance to oil	Resistant to mineral oils and grease
Ambient temperature (operation)	-40 °C ... 80 °C (cable, flexible installation)

### Environmental Product Compliance

China RoHS	Environmentally friendly use period: unlimited = EFUP-e
	No hazardous substances above threshold values

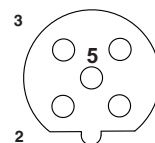
## Drawings

Schematic diagram



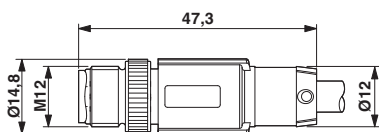
Pin assignment M12 male connector, 5-pos., B-coded, male side

Schematic diagram



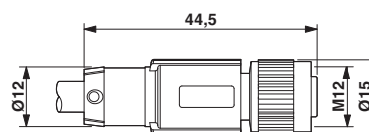
Pin assignment M12 socket, 5-pos., B-coded, female side

Dimensional drawing



Plug, M12 x 1, straight, shielded

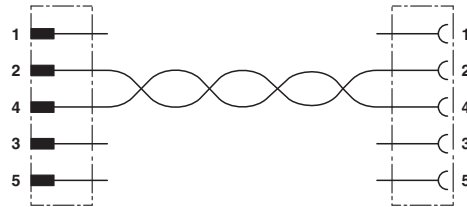
Dimensional drawing



M12 x 1 socket, straight, shielded

## Bus system cable - SAC-2P-M12MSB/ 4,0-915/M12FSB - 1404869

Circuit diagram



---

Phoenix Contact 2018 © - all rights reserved  
<http://www.phoenixcontact.com>

PHOENIX CONTACT GmbH & Co. KG  
Flachsmarktstr. 8  
32825 Blomberg  
Germany  
Tel. +49 5235 300  
Fax +49 5235 3 41200  
<http://www.phoenixcontact.com>