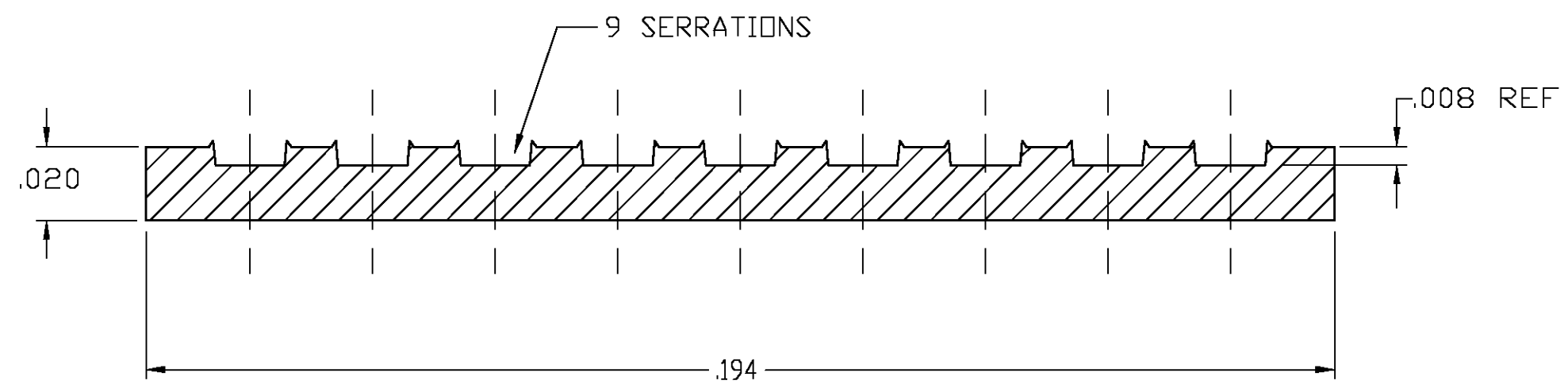
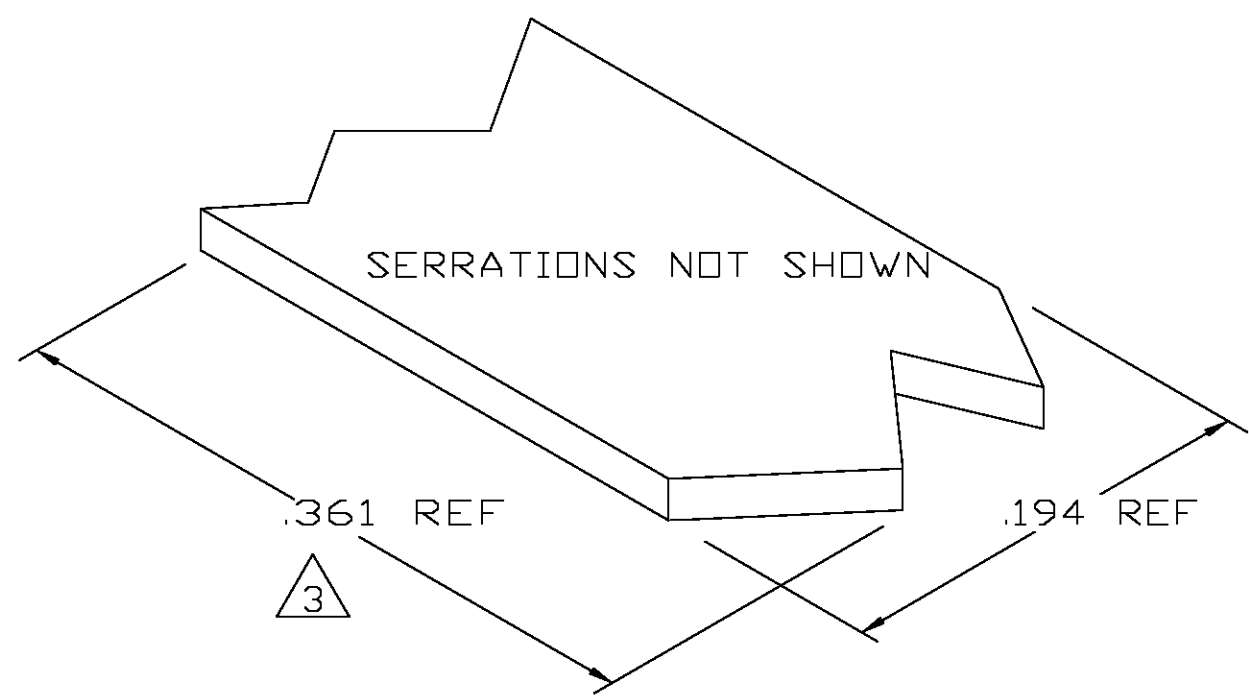


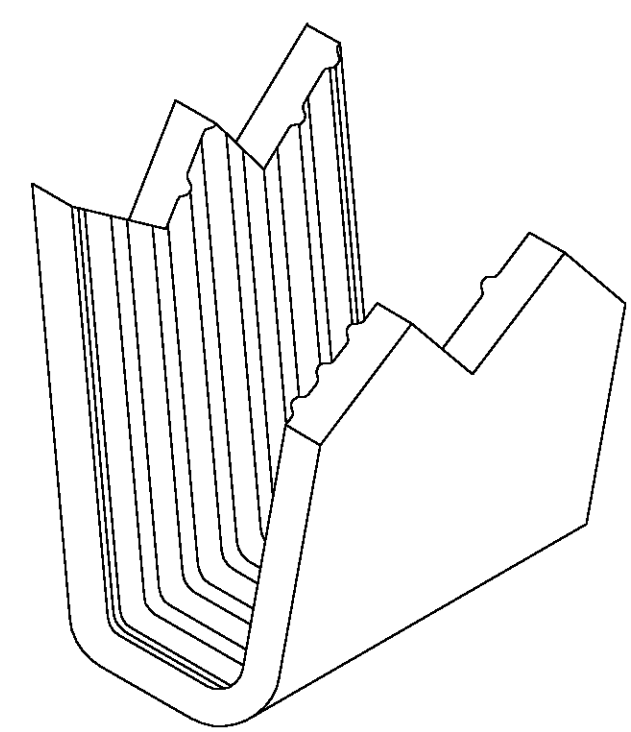
THIS DRAWING IS UNPUBLISHED. RELEASED FOR PUBLICATION  
 © COPYRIGHT BY TYCO ELECTRONICS CORPORATION. ALL RIGHTS RESERVED.

LOC	DIST	REVISIONS					
		P	LTR	DESCRIPTION	DATE	DWN	APVD
AF	50	0		TRANSFERED TO TYCO FORMAT	28MAR03	MF	EH

- 1 CRIMPBAND MATERIAL PROVIDED IN CONTINUOUS STRIP.
- 2 REFERENCE DESCRIPTIVE PART NUMBER P076/0928R20B.
- 3 BLANK LENGTH DETERMINED BY 076/092 TOOLSET.



TYP. CROSS SECTION



PARTIAL FORMED VIEW (REF)  
FORMED BY APPLICATION TOOLING

1601823-1  
PART NUMBER

THIS DRAWING IS A CONTROLLED DOCUMENT.		DWN MICHAEL S. FEHER 28MAR2003	Tyco Electronics Corporation Harrisburg, PA 17105-3608	
DIMENSIONS: INCHES		CHK EDWARD HOWARD 28MAR2003		
		APVD EDWARD HOWARD 28MAR2003	NAME -	
TOLERANCES UNLESS OTHERWISE SPECIFIED:		PRODUCT SPEC	CRIMPBAND, MTM	
0 PLC ± -		APPLICATION SPEC	-	
1 PLC ± -		WEIGHT	-	
2 PLC ± -		SIZE	A2	
3 PLC ± .005		CAGE CODE	00779	
4 PLC ± -		DRAWING NO	C=1601823	
ANGLES ± -		RESTRICTED TO	-	
FINISH		SCALE	1:1	
MATERIAL UNS C26000 BRASS		SHEET	1 OF 1	
NONE		REV	0	
CUSTOMER DRAWING				

1601823