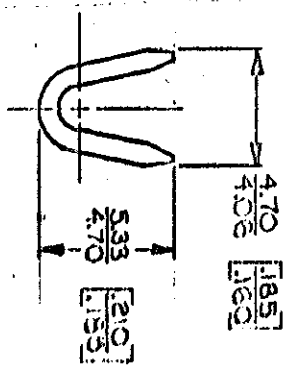
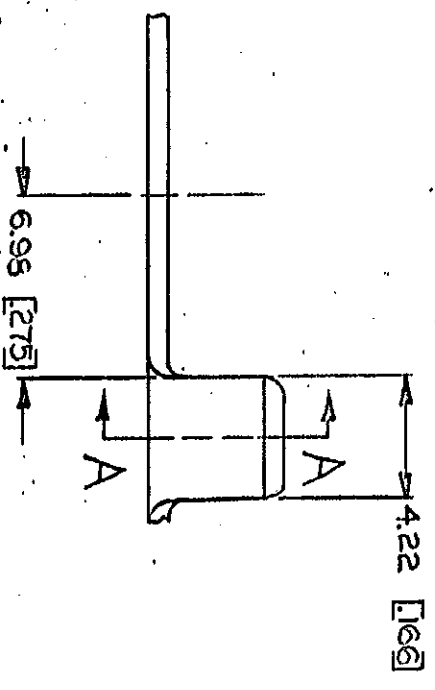
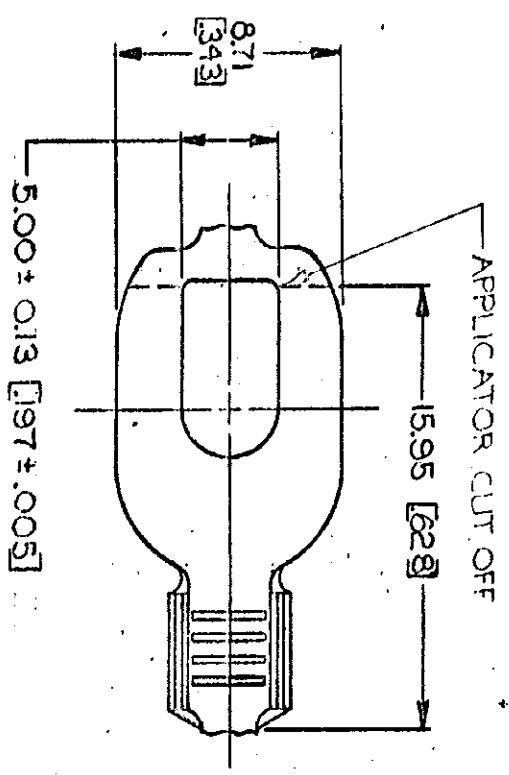


DRAWING MADE IN THIRD ANGLE PROJECTION

© COPYRIGHT 1965 BY AMP INCORPORATED, HARRISBURG, PA.  
 ALL INTERNATIONAL RIGHTS RESERVED. AMP INCORPORATED PRODUCTS  
 COVERED BY U. S. AND FOREIGN PATENTS AND/OR PATENTS PENDING.



REVISIONS			
P	F	ZONE	LTR
1			J REDRAWN & REVISED 4-8-65 JMB/STN
2			K OBSOLETE - 1 AF-1556 6/28/64

1. CONTINUOUS STRIP ON REELS  
 2. DIMENSIONS IN BRACKETS ARE IN INCHES.

**METRIC**

STUD SIZE	#10	WIRE RANGE	08-2.0 mm <sup>2</sup> [8-14]	FINISH	NONE TIN	MATERIAL	0.76 [030] BRASS	PART NO	40521-1 40521
	UNLESS OTHERWISE SPECIFIED DIMENSIONS ARE IN MILLIMETERS TOLERANCES ON DIMENSIONS ARE AS FOLLOWS: ANGLES ±1°		CONTRACT NO		DR <i>[Signature]</i> 5/3/78		CHK <i>[Signature]</i> 7/19/78		APPRO <i>[Signature]</i> 8-1-78
FINISH	SEE TABLE	OTHER APPRO		SIZE	B	CODE IDENT NO	00779	DRAWING NO	40521
SCALE									

**CUSTOMER DRAWING**

DUPLICATE ORIGINAL LOST  
 2-20-81

AMP 1470-15 (7-73)