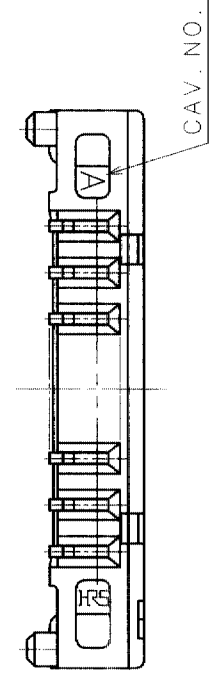
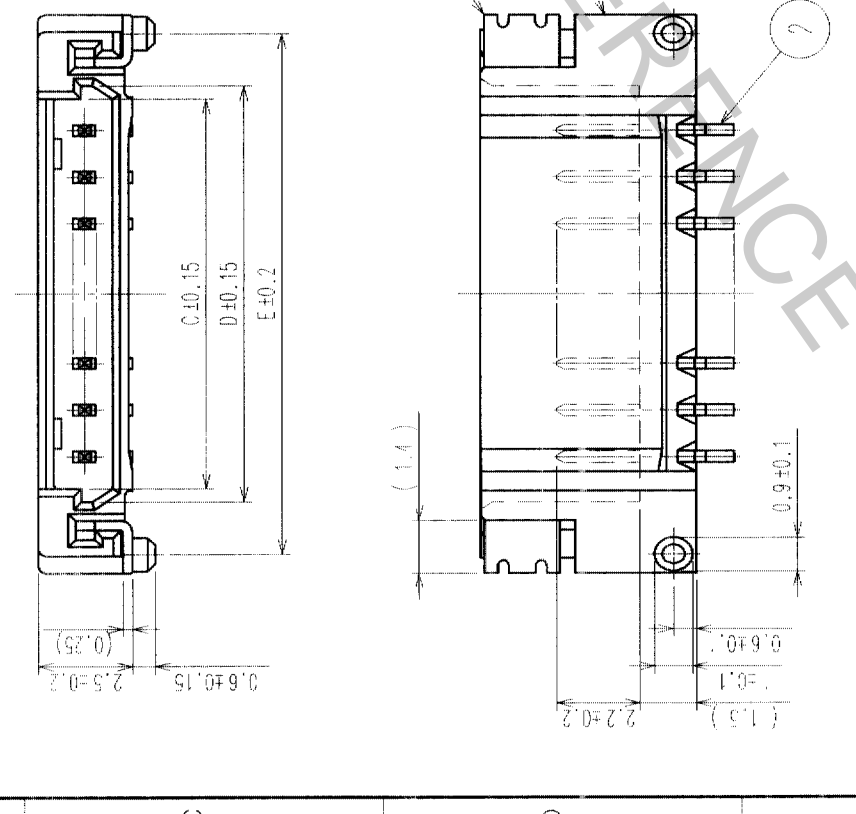
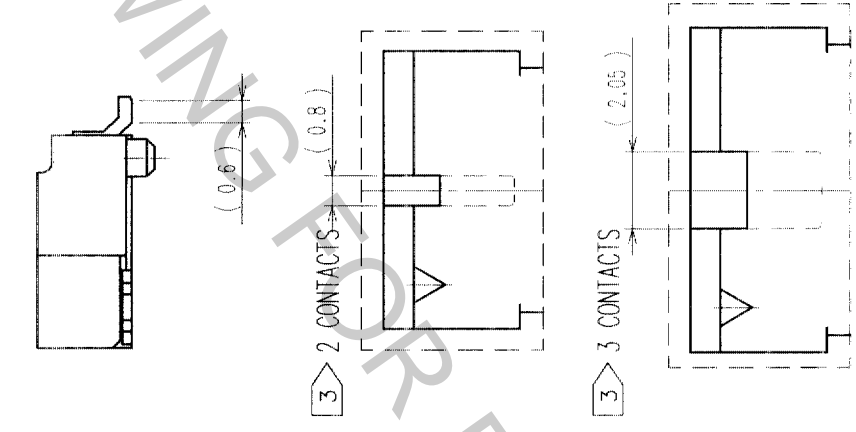
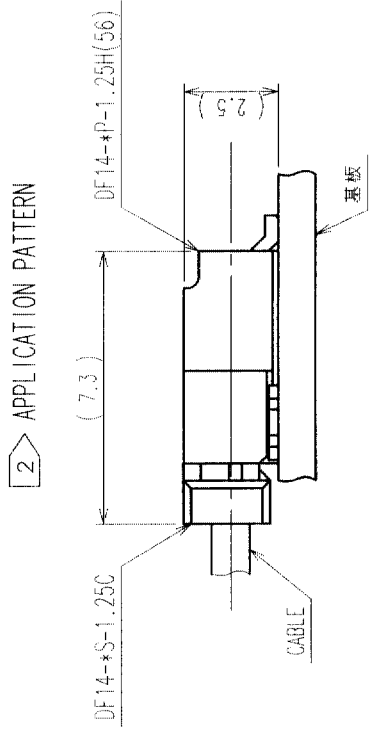


COUNT	DESCRIPTION OF REVISIONS	BY	CHKD	DATE	COUNT	DESCRIPTION OF REVISIONS	BY	CHKD	DATE
△					△				
△					△				
△					△				

PART NO.	HRS. NO.	CONTACTS	A	B	C	D	E	F
DF14-2P-1.25H(56)	CL538-0021-4-56	2	7.45	1.25	2.95	3.65	6.45	8.05
DF14-3P-1.25H(56)	CL538-0022-7-56	3	8.70	2.50	4.20	4.90	7.70	9.30
DF14-4P-1.25H(56)	CL538-0023-0-56	4	9.95	3.75	5.45	6.15	8.95	10.55
DF14-5P-1.25H(56)	CL538-0024-2-56	5	11.20	5.00	6.70	7.40	10.20	11.80
DF14-6P-1.25H(56)	CL538-0025-5-56	6	12.45	6.25	7.95	8.65	11.45	13.05
DF14-7P-1.25H(56)	CL538-0026-8-56	7	13.70	7.50	9.20	9.90	12.70	14.30
DF14-8P-1.25H(56)	CL538-0027-0-56	8	14.95	8.75	10.45	11.15	13.95	15.55
DF14-9P-1.25H(56)	CL538-0028-3-56	9	16.20	10.00	11.70	12.40	15.20	16.80
DF14-10P-1.25H(56)	CL538-0029-6-56	10	17.45	11.25	12.95	13.65	16.45	18.05
DF14-15P-1.25H(56)	CL538-0084-4-56	15	23.70	17.50	19.20	19.90	22.70	24.30
DF14-20P-1.25H(56)	CL538-0089-8-56	20	29.95	23.75	25.45	26.15	28.95	30.55
DF14-25P-1.25H(56)	CL538-0094-8-56	25	36.20	30.00	31.70	32.40	35.20	36.80
DF14-30P-1.25H(56)	CL538-0020-1-56	30	42.45	36.25	37.95	38.65	41.45	43.05



NOTE 1. LEAD CO-PLANALITY INCLUDE REINFORCED METAL FITTING SHALL BE 0.1 MAX.  
 2. WHEN THIS CONNECTOR MATES WITH DF14-S-1.25C, THE MATING LENGTH IS 7.3mm.  
 3. FOR CONNECTORS, 2 OR 3 CONTACTS, SIMPLIFIED LOCK HOLE SHALL BE SET AT THE CENTER OF HOUSING.

NO.	MATERIAL	FINISH, REMARKS	NO.	MATERIAL	FINISH, REMARKS
2	BRASS	CONTACT AREA: GOLD PLATED 0.1μm min LEAD AREA: TIN-COPPER PLATED 1μm min	5	POLYESTER	CLEAR(COVER TAPE)
1	POLYAMIDE	UNDER PLATING: NICKEL PLATED 1μm min BEIGE, UL94V-0	4	A-PET	CLEAR (EMBOSSED CARRIER TAPE)
NO.	MATERIAL	FINISH, REMARKS	3	PHOSPHOR BRONZE	TIN-COPPER PLATED 1μm min UNDER PLATING: NICKEL PLATED 0.5μm min

CODE NO. (OLD)	CL	DRAWING NO.	EDC3-160307-21	PART NO.	DF14-*P-1.25H(56)
SCALE	5 : 1	DRAWN	F. Matsuki	DESIGNED	I. Sanyouya
UNITS	mm		03.3.5	CHECKED	T. Miyajima
			03.3.7	APPROVED	T. Miyajima
			03.03.25	RELEASED	
			03.03.25		

TO									
----	--	--	--	--	--	--	--	--	--

CL538-1/2

HIROSE ELECTRIC CO., LTD

NO 1/2

