

CUSTOMER TERMINAL	RoHS	LEAD(Pb)-FREE
Sn96%, Ag4%	Yes	Yes

more than you expect



ELECTRICAL SPECIFICATIONS @ 25°C unless otherwise noted:

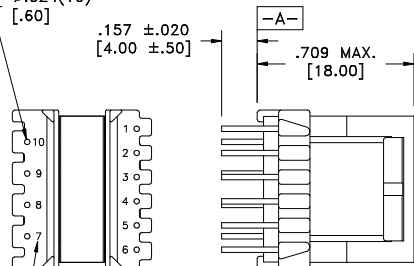
PARAMETER	TEST CONDITIONS	VALUE
D.C. RESISTANCE	1-2 @20°C	1.85 ohms ±10%
D.C. RESISTANCE	4-5 @20°C	1.35 ohms ±10%
D.C. RESISTANCE	8-9 @20°C	0.105 ohms max.
D.C. RESISTANCE	7-10 @20°C	0.140 ohms max.
INDUCTANCE	1-2 10kHz, 100mVAC, Ls	600uH ±10%
SATURATION CURRENT	20% rolloff from initial	1.75A
LEAKAGE INDUCTANCE	1-2 tie(4+5, 7+8+9+10), 100kHz, 100mVAC, Ls	15.0uH typ., 30.0uH max.
DIELECTRIC	2-10 tie(1+4, 7+9), 4500VAC, 1 second	4500VAC, 1 minute
DIELECTRIC	2-4 1250VAC, 1 second	1000VAC, 1 minute
TURNS RATIO	(2-1):(10-7)	8:1, ±1%
TURNS RATIO	(2-1):(9-8)	8:1, ±1%
TURNS RATIO	(2-1):(4-5)	6.222:1, ±1%

GENERAL SPECIFICATIONS:

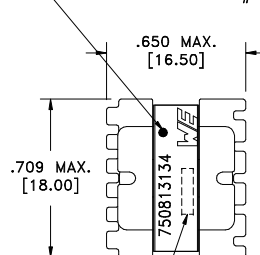
OPERATING TEMPERATURE RANGE: -40°C to +125°C including temp rise.

Designed to comply with the following requirements as defined by IEC61558-2-17:
 - Reinforced insulation for a primary circuit at a working voltage of 400VDC.

PART MUST INSERT FULLY TO SURFACE A IN RECOMMENDED GRID
 ø.024(10)

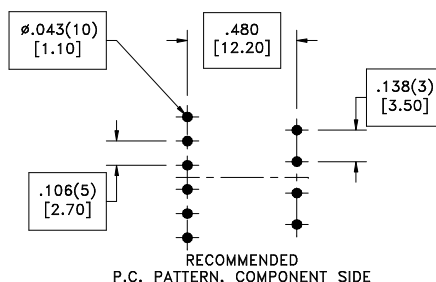
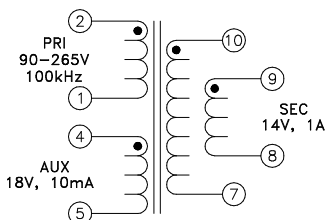


DOT LOCATES TERM. #1



LOT CODE & DATE CODE

TERM. NO.'s FOR REF. ONLY



Wire insulation & RoHS status not affected by wire color.
 Wire insulation color may vary depending on availability.

REV.	DATE	Packaging Specifications Method: Tray PKG-0733 www.we-online.com/midcom		Tolerances unless otherwise specified: Angles: ±1° Decimals: ±.005 [.13] Fractions: ±1/64 Footprint: ±.001 [.03]	DRAWING TITLE TRANSFORMER	PART NO. 750813134
6A	2/11	SEE REVISION SHEET FOR REVISION LEVEL	CONVENTION PLACEMENT	This drawing is dual dimensioned. Dimensions in brackets are in millimeters.	eiSos p/n: 750813134	SPECIFICATION SHEET 1 OF 1