
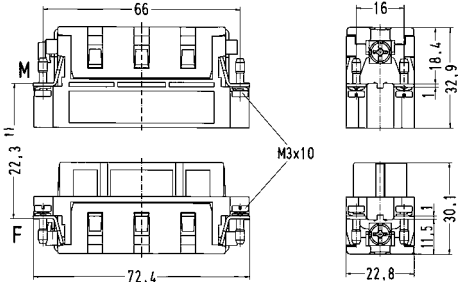

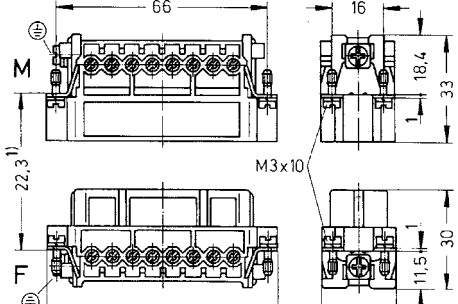

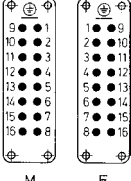
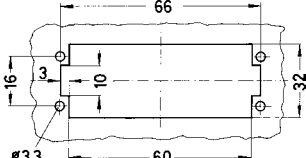


Number of contacts

16+

250 V
16 A

Identification	Wire cross section (mm ²)	Part number male female		Drawing Dimensions in mm
<p>Han A®, Crimp terminal</p>  <p>Please order crimp contacts separately.</p>		09 20 016 3001	09 20 016 3101	 <p>1) Distance for contact max. 24 mm</p>
<p>Han A®, Screw terminal</p> 	0.75–2.5	09 20 016 2612	09 20 016 2812	 <p>1) Distance for contact max. 24 mm</p>
<p>Han A®, Screw terminal, with wire protection</p> 	0.75–2.5	09 20 016 2614	09 20 016 2814	 <p>1) Distance for contact max. 24 mm</p> <p>Contact arrangement (view from termination side)</p>  <p>Panel cut out for inserts for use without hoods/housings</p>