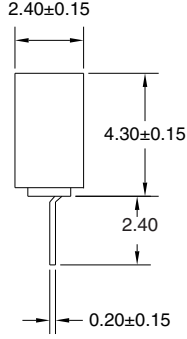
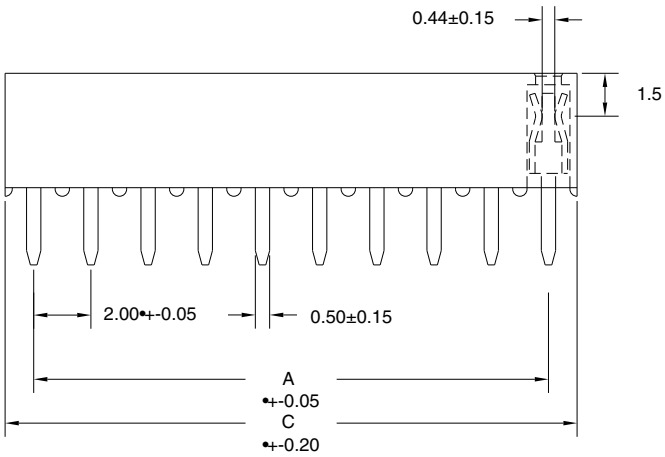
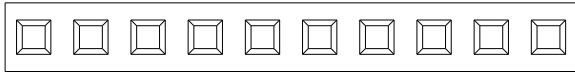


No. of Contacts	DIMENSIONS	
	A	C
4	6.00	8.50
5	8.00	10.50
6	10.00	12.50
7	12.00	14.50
8	14.00	16.50
9	16.00	18.50
10	18.00	20.50
11	20.00	22.50
12	22.00	24.50
13	24.00	26.50
14	26.00	28.50
15	28.00	30.50
16	30.00	32.50
17	32.00	34.50
18	34.00	36.50
19	36.00	38.50
20	38.00	40.50
21	40.00	42.50
22	42.00	44.50
23	44.00	46.50
24	46.00	48.50
25	48.00	50.50
26	50.00	52.50
27	52.00	54.50
28	54.00	56.50
29	56.00	58.50
30	58.00	60.50
31	60.00	62.50
32	62.00	64.50
33	64.00	66.50
34	66.00	68.50
35	68.00	70.50
36	70.00	72.50
37	72.00	74.50
38	74.00	76.50
39	76.00	78.50
40	78.00	80.50



**SPECIFICATIONS**

Current Rating: 1 Amp  
 Insulator Resistance: 5000 Mega Ohms min.  
 Contact Resistance: 20 milli Ohm Max.  
 Dielectric Withstanding: 500 VAC  
 Operating Temperature: -40B to +105B C  
 Max. Processing Temp: 230B for 30-60 seconds (260B for 10 seconds)  
 Contact Material: Phosphor Bronze.  
 Insulator Material: Polyester, UL 94V-0  
 © Standard: Nylon-6T  
 Contact Finish: Selective Plating, Gold/Tin

**SULLINS**  
 801 E. Mission Rd.  
 San Marcos, CA 92069

GENERAL TOLERANCE		SCALE 5:1	DRAWN	DATE	DWG. NO. T0021	TITLE	REV.
XX. ±	XXX. ±	UNIT MM	CHECK	DATE	PARTS NO. PPPNxx1BFCN		SHEET
X. ± 0.20	.XXX ±	SIZE A4	APPROVE	DATE			
.X ± 0.10							
.XX ± 0.05							

WI-0503