

# Type 4 Mild Steel Two Door Floormount Enclosure *HN4*

## *FM Series*

### Continuous Hinge Door with Handle



## Application

- Designed to house electrical, electronic, hydraulic or pneumatic controls and instruments.
- Provides protection where equipment may be hosed down or otherwise be very wet, or in outdoor applications for full weather protection.

## Construction

- Enclosures are formed 12 or 10 gauge steel as noted.
- Smooth, continuously welded seams without knockouts, cutouts or holes.
- Lifting eyes provide for easy enclosure handling.
- Doors are supported with heavy gauge continuous hinges.
- New 3-pt padlocking door handle.
- Seamless poured-in place gasket.
- Provision for light kit mounting.
- A grounding stud is provided in the enclosure and a bonding stud is provided on the door.
- Center post is removable for easy installation of the inner panel.
- 12" floor stands are welded to the enclosure.
- Body stiffeners are provided in the larger enclosures for extra rigidity.
- Formed lip on door and top of enclosure opening exclude flowing liquids and contaminants.
- A removable 10 gauge inner panel is included.
- Panel supports are provided for easy panel installation.
- Collar studs are provided for mounting inner panels.
- A literature pocket is provided for the inside of the door.

## Standards

- UL 508 Type 3R, 4 and 12
- CSA Type 3R, 4 and 12
- Complies with:
  - NEMA Type 3R, 4, 12 and 3
  - IEC 60529, IP66

## Finish

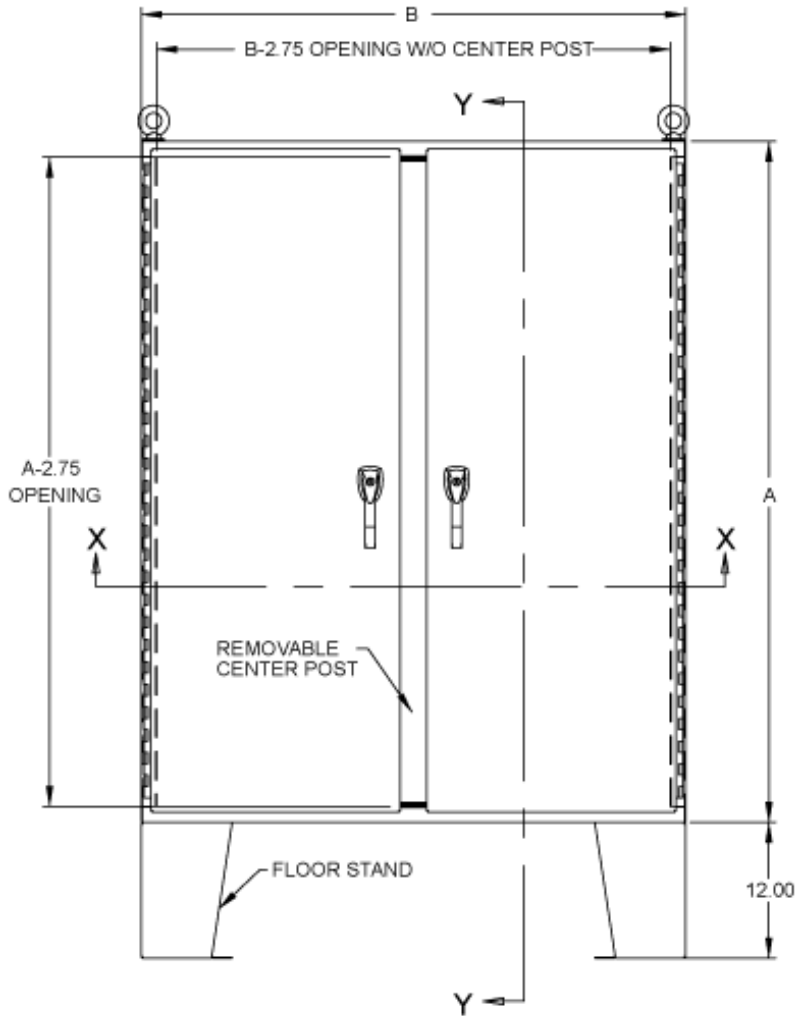
- Cover and enclosure are finished in recoatable smooth ANSI 61 gray powder coating.
- Removable white inner panel is finished in white powder coating.

## Accessories

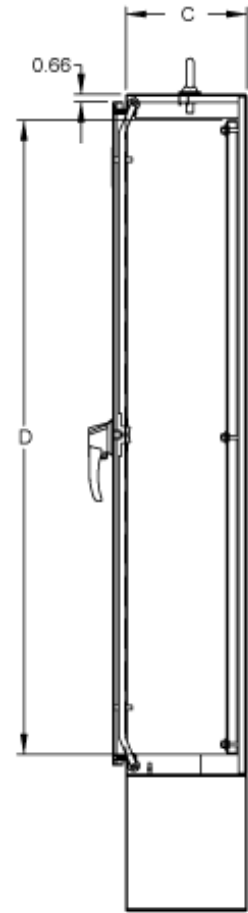
- Inner Panels
- Blowers and Fans
- Cooling Products
- Door Stop Kit

- Ventilation
- Enclosure Stabilizers
- Gland Plates
- Lighting
- Temperature Controls
- Top Hat Cable Modules

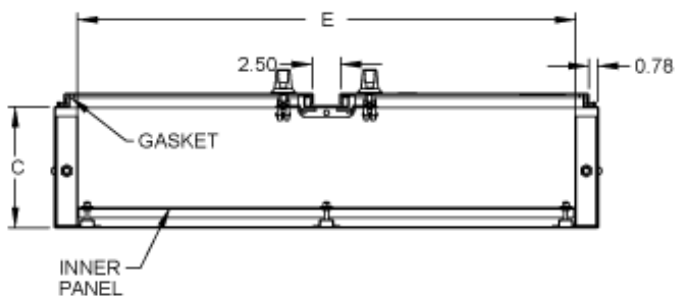
- Drip Shield Kit
- Filtered Fans
- Heaters
- Type 1 Louvered Ventilating Plates
- Window Kits
- Ground Wire Kits



**FRONT VIEW**



**SECTION Y-Y**



**SECTION X-X**

Part No.	Overall Dimensions			Body Gauge	Panel Gauge	Inner Panel (Incl.)	
	A	B	C			D	E
<b>HN4FM604810</b>	60.13	48.06	10.69	12	10	56.00	44.00
<b>HN4FM606012</b>	60.13	60.06	12.69	12	10	56.00	56.00
<b>HN4FM726012</b>	72.13	60.06	12.69	12/10	10	68.00	56.00
<b>HN4FM727212</b>	72.13	72.06	12.69	12/10	10	68.00	68.00
<b>HN4FM727224</b>	72.13	72.06	24.69	12/10	10	68.00	68.00

*Data subject to change without notice*

© 2017. Hammond Manufacturing Ltd. All rights reserved.