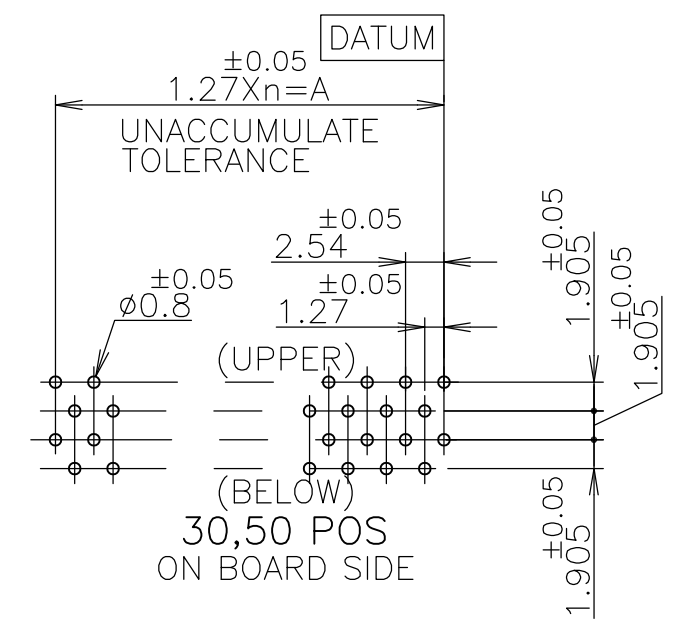
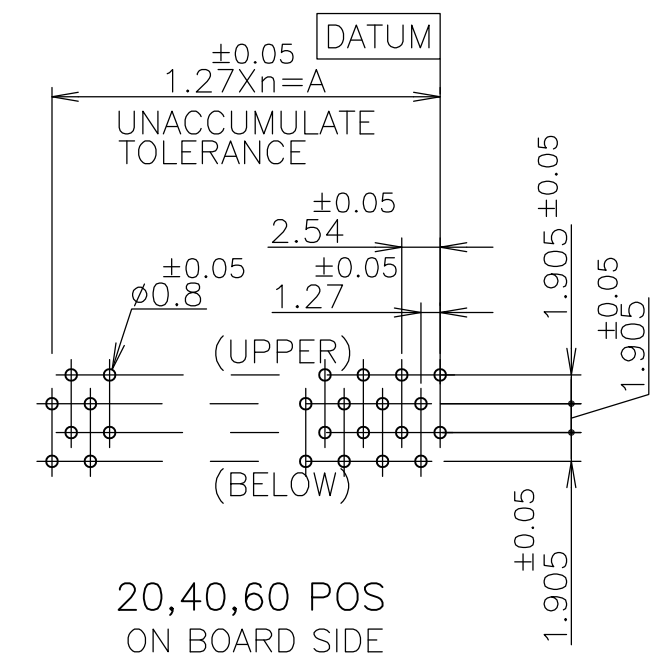
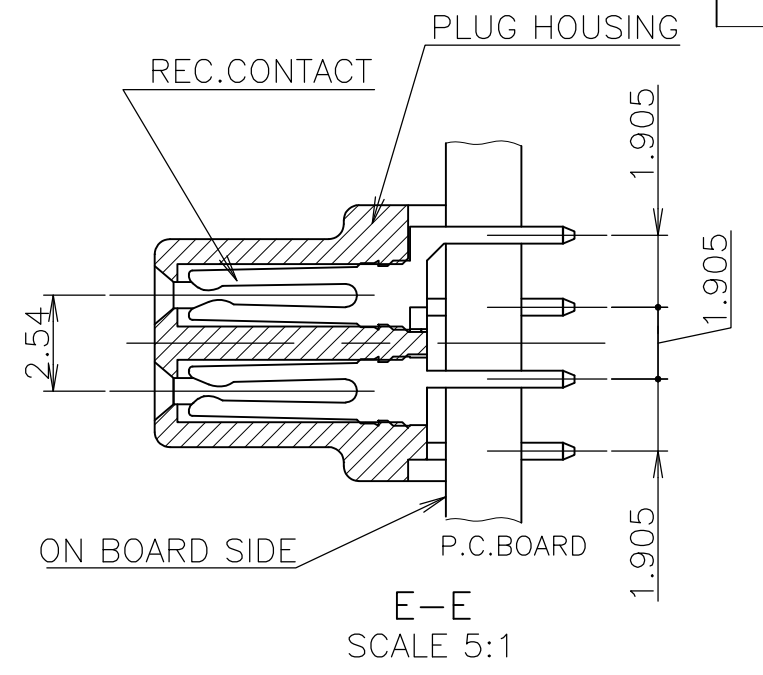
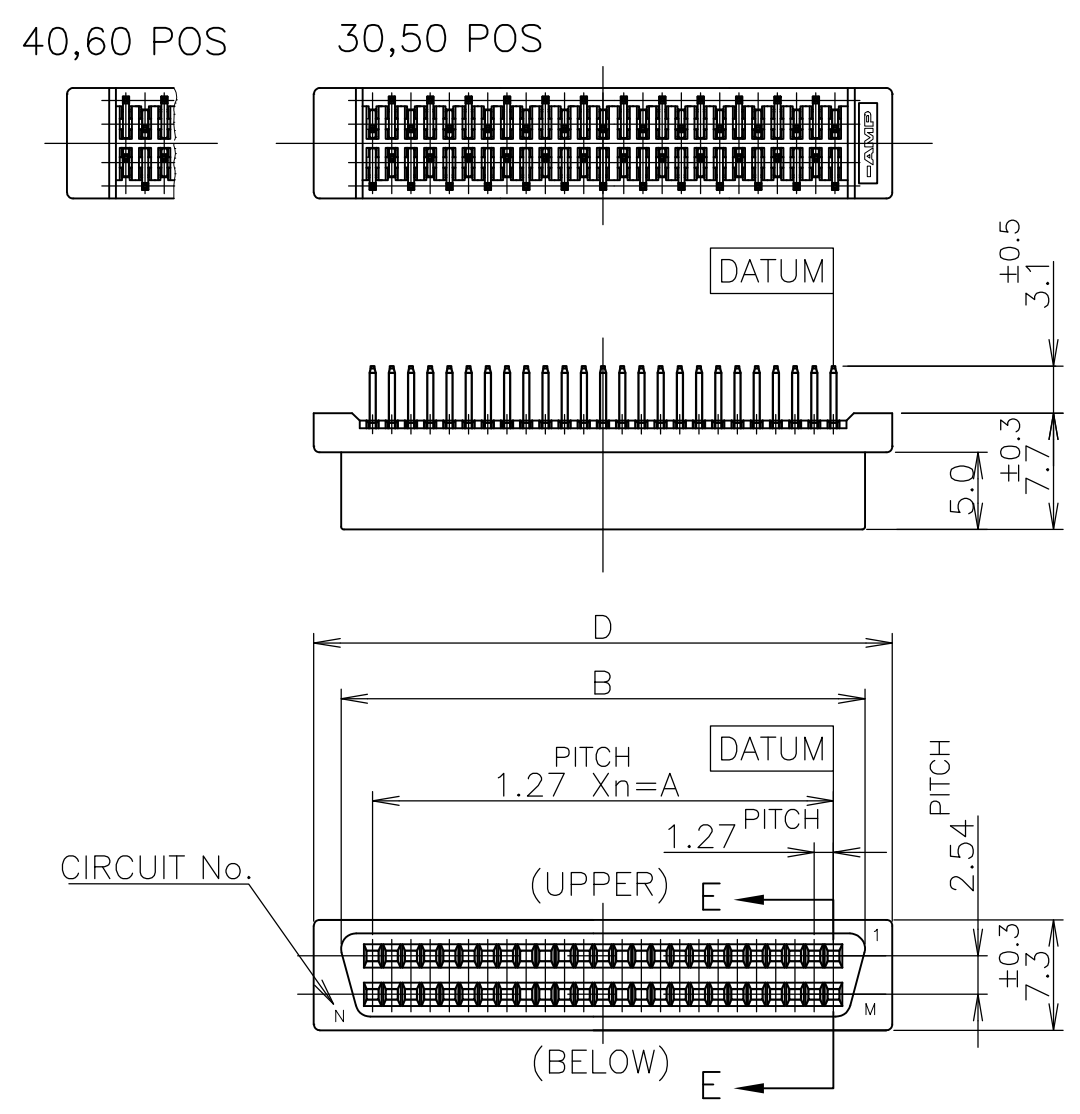


THIS DRAWING IS UNPUBLISHED. RELEASED FOR PUBLICATION MAR, 1988.  
 © COPYRIGHT 1988 By - ALL RIGHTS RESERVED.

LOC	DIST	REVISIONS					
J	/	P	LTR	DESCRIPTION	DATE	DWN	APVD
		B		REVISED PER ECO-15-002720	02MAR2015	AP	SB



- USE A P.C.B. WHOSE ARE TREATED WITH SOLDER RESIST.
  - SHOW P.C.B LAYOUT FROM ON BOARD SURFACE SIDE.
  - NUMBER THE CONTACT IN THE P.C.B OR CONNECTOR CONSECUTIVELY FROM "DATUM" SIDE.
- △ HOUSING MATERIAL : P.B.T(UL94V-0) / BLACK
  - △ CONTACT MATERIAL : PHO-BRONZE
  - △ FINISH : NICKEL 0.00127 MIN THK. OVERALL SELECTIVE GOLD 0.00076 MIN. OR 0.0002 MIN. THK ON CONTACT AREA AND TIN 0.001 MIN THK. ON TINE AREA.

6-	-5	20	9	11.43	15.60	19.20	Au PL. 0.00076 MIN.
6-	-4	60	29	36.83	41.00	44.60	
6-	-3	50	24	30.48	34.65	38.26	
6-	-2	40	19	24.13	28.30	31.90	
6-	-1	30	14	17.78	21.95	25.55	Au PL. 0.0002 MIN.
	-5	20	9	11.43	15.60	19.20	
	-4	60	29	36.83	41.00	44.60	
	-3	50	24	30.48	34.65	38.26	
	-2	40	19	24.13	28.30	31.90	
5174215-1		30	14	17.78	21.95	25.55	
PART NUMBER	POS	n	A	B	D	REMARK	

THIS DRAWING IS A CONTROLLED DOCUMENT.

DWN GAVIN ZHANG 06JUL04  
 CHK T. KAWAMAE 06JUL04  
 APVD I. ENOMOTO 06JUL04

STE TE Connectivity

NAME 108-60036  
 PRODUCT SPEC 製品規格  
 APPLICATION SPEC 取付適用規格

PLUG ASSY (VERTICAL W/O SCREW HOLE)  
 AMPLIMITE 050 SERIES I B-TO-B CONN.

SIZE A3 CAGE CODE 00779 DRAWING NO. C-5174215 RESTRICTED TO

WEIGHT CUSTOMER DRAWING SCALE 2:1 SHEET 1 OF 1 REV B

GENERAL TOLERANCE 一般公差

10 ≥ :	±0.2
30 ≥ > 10:	±0.25
100 ≥ > 30:	±0.3
ANGLES:	±3°

DIMENSIONS: 単位: 概 mm

TOLERANCES UNLESS OTHERWISE SPECIFIED: 一般公差

0 PLC	±-
1 PLC	±-
2 PLC	±-
3 PLC	±-
4 PLC	±-
ANGLES	±-

MATERIAL 材料 SEE NOTE 4,5  
 FINISH 仕上 SEE NOTE 6