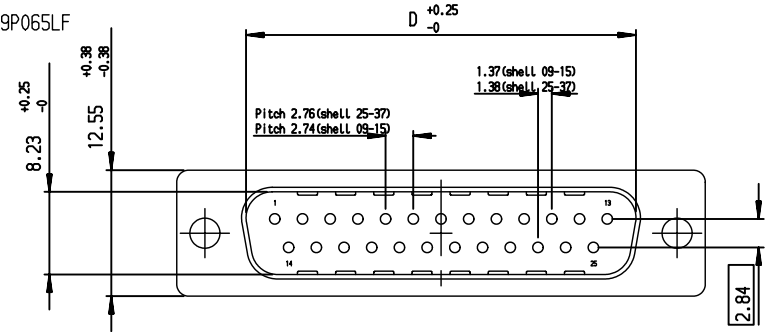
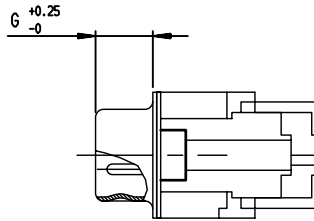
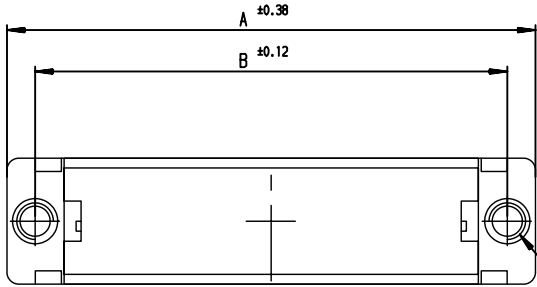


MARKING

-Complete reference+FCI for shells 15-25-37
 -Partial reference+FCI for shells 9: 865709P065LF
 with or without accessories



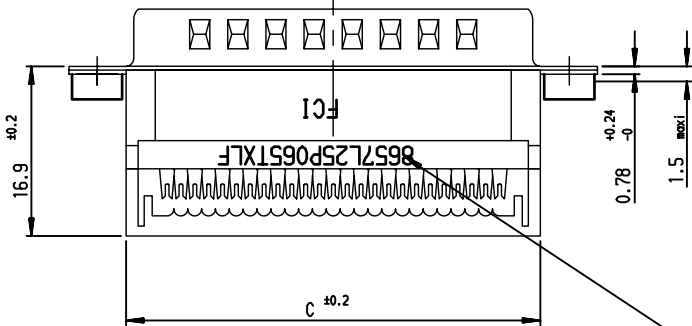
A

A

2:1

B

METAL STRAIN RELIEF



SEE NOTE

SHELL	A± 0.38	B± 0.12	C± 0.20	D ±0.25	G ±0.25	PART NUMBER
09	30.81	24.99	19.27	16.79	5.90	8657L09P065TXLF
15	39.14	33.32	27.50	25.12	5.90	8657L15P065TXLF
25	53.03	47.04	41.27	38.84	5.70	8657L25P065TXLF
37	69.32	63.50	57.70	55.30	5.70	8657L37P065TXLF

NOTE:RoHS INFORMATIONS

- The "LF" product meets European union Directives and other country regulations as described in GS-22-008.
- The product is not intended to be exposed to a manufacturing solder process.
- Packaging spec: see GS-14-920.



ELECTRICAL DATA

- Max current rating per contacts: 1.5A
- Contact resistance ≤10ma
- Insulation resistance ≥5000Ma
- TEST VOLTAGE contact/contact ≥1000V
- Finish on contact area:gold over nickel
- Finish on terminaison end : bright pure tin over nickel

ENVIRONMENTAL DATA

- Climatic category -55° C/125° C/21j
- Corrosion salt spray:24h

European Views

www.fciconnect.com			surface ISO 1302 ✓	tolerance std ISO 406 ISO 1101	projection mm
TOLERANCES UNLESS OTHERWISE SPECIFIED					
Dr	M. PESSON	2007/10/16	ANGULAR	0.X ±0.1	size A3
Eng	M. PESSON	2007/10/16	LINEAR	0.XX ±0.1	Scale 2
Chr	LEGARRE	2007/10/16	0.XX' ±2'	0.XXX ±0.1	ECN LS07-0258
Appr	LEGARRE	2007/10/16	Product family	D-SUB	Spec ref -
FCI			title IDC CONNECTOR 8657		Rev. A
FOR FLAT CABLE WITH NUTS M3 .			dwg no C-8657-0613		
catalog no			CUSTOMER		sheet 1 of 1

rev	ecn no	dr	date
A	LS07-0258	MPE	2007/10/16
-	-	-	-
-	-	-	-
-	-	-	-
-	-	-	-
-	-	-	-