
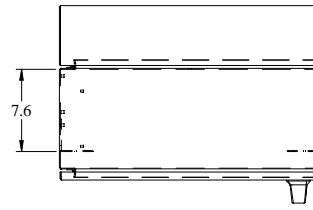



PART No. EN4DH482415WLG
 for more information visit
www.hammfg.com
 Data subject to change without notice
 Isometric drawing Not to Scale



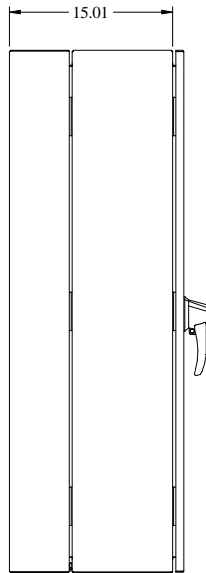
ISOMETRIC VIEW



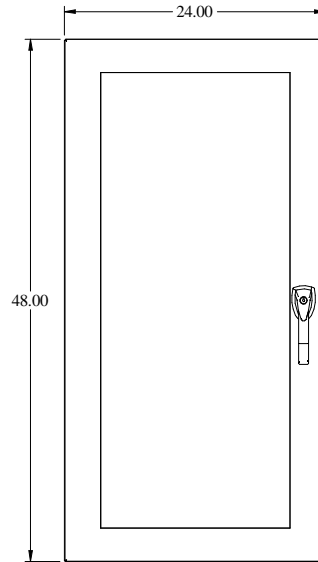
TOP VIEW



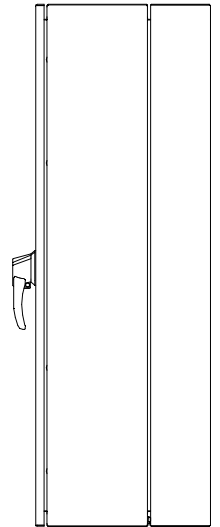
REAR VIEW



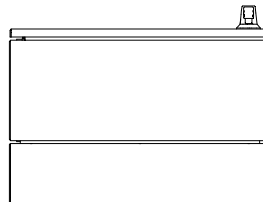
LEFT SIDE VIEW



FRONT VIEW



RIGHT SIDE VIEW



BOTTOM VIEW