

## Sensor/Actuator cable - SAC-3P-M12MR/1,5-PVC/M 8FR - 1415540

Please be informed that the data shown in this PDF Document is generated from our Online Catalog. Please find the complete data in the user's documentation. Our General Terms of Use for Downloads are valid (<http://phoenixcontact.com/download>)



Sensor/Actuator cable, 3-position, PVC, Black RAL 9005, Plug angled M12, A-coded, on Socket angled M8, Cable length: 1.5 m

### Product Features

- ✓ Easy and safe: 100% electrically tested plug-in components
- ✓



### Key commercial data

Packing unit	1 pc
Custom tariff number	85444290
Country of origin	Germany

### Technical data

#### Dimensions

Length of cable	1.5 m
-----------------	-------

#### Ambient conditions

Ambient temperature (operation)	-25 °C ... 90 °C (Plug / socket)
Degree of protection	IP65
	IP67
	IP68

#### General

Rated current at 40°C	4 A
Rated voltage	60 V
Number of positions	3
Contact resistance	≤ 5 mΩ
Insulation resistance	≥ 100 MΩ
Coding	A - standard

## Sensor/Actuator cable - SAC-3P-M12MR/1,5-PVC/M 8FR - 1415540

### Technical data

#### General

Standards/regulations	M12 connector IEC 61076-2-101
	M8 connector IEC 61076-2-104
Status display	No
Protective circuit/component	Unwired
Surge voltage category	II
Pollution degree	3
Insertion/withdrawal cycles	≥ 100

#### Material

Inflammability class according to UL 94	HB
Contact material	CuSn
Contact surface material	Ni/Au
Contact carrier material	TPU GF
Material of grip body	TPU, hardly inflammable, self-extinguishing
Material, knurls	Zinc die-cast, nickel-plated
Sealing material	NBR

#### Cable

Cable type	PVC black
Cable type (abbreviation)	PVC
Cable abbreviation	LiYY
UL AWM style	2464 / 1729 (80°C/300 V)
Conductor cross section	3x 0.34 mm <sup>2</sup> (signal line)
AWG signal line	22
Conductor structure signal line	19x 0.15 mm
Core diameter including insulation	1.26 mm ±0.05 mm
Thickness, insulation	≥ 0.23 mm (Core insulation)
Wire colors	brown, blue, black
Overall twist	3 wires, twisted
External sheath, color	Black RAL 9005
Outer sheath thickness	≥ 0.76 mm
External cable diameter D	4.3 mm ±0.2 mm
Minimum bending radius, fixed installation	5 x D
Minimum bending radius, flexible installation	10 x D
Cable weight	40 kg/km
Outer sheath, material	PVC
Material conductor insulation	PVC
Conductor material	Bare Cu litz wires

# Sensor/Actuator cable - SAC-3P-M12MR/1,5-PVC/M 8FR - 1415540

## Technical data

### Cable

Insulation resistance	$\geq 100 \text{ M}\Omega \cdot \text{km}$ (at 20 °C)
Conductor resistance	max. 57 $\Omega/\text{km}$ (at 20 °C)
Nominal voltage, cable	$\leq 300 \text{ V}$
Test voltage, cable	$\geq 2500 \text{ V}$
Flame resistance	As per UL-Style 2464

## Classifications

### eCl@ss

eCl@ss 5.1	27061801
eCl@ss 6.0	27061801

### ETIM

ETIM 5.0	EC001855
----------	----------

## Approvals

### Approvals

---

#### Approvals

UL Listed / cUL Listed / cULus Listed

---


#### Ex Approvals

---

#### Approvals submitted

---

## Approval details

UL Listed 	
Nominal current I <sub>N</sub>	4 A
Nominal voltage U <sub>N</sub>	125 V

# Sensor/Actuator cable - SAC-3P-M12MR/1,5-PVC/M 8FR - 1415540

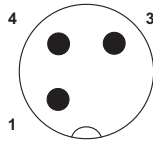
## Approvals

cUL Listed	
Nominal current I <sub>N</sub>	4 A
Nominal voltage U <sub>N</sub>	125 V

cULus Listed	
--------------	--

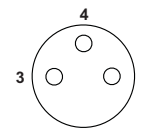
## Drawings

Schematic diagram



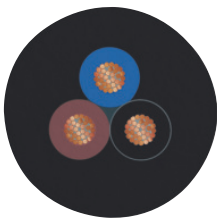
Pin assignment M12 plug, 3-pos., A-coded, view male side

Schematic diagram



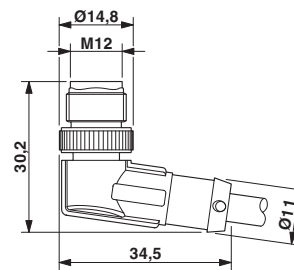
Pin assignment M8 socket, 3-pos., view female side

Cable cross section



PVC black [PVC]

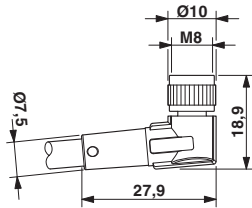
Dimensional drawing




M12 x 1 male plug, angled

# Sensor/Actuator cable - SAC-3P-M12MR/1,5-PVC/M 8FR - 1415540

Dimensional drawing



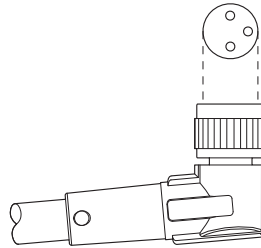
Circuit diagram



Contact assignment of M12 plugs / M8 sockets

Socket M8 x 1, angled

Schematic diagram



Layout of connector pin assignments