

24 Watt DoE/CEC Level VI Universal Input, Wall Mount Adapter

INPUT SPECIFICATIONS

All specifications are typical at nominal input, full load.

INPUT SPECIFICATIONS

Input Voltage	AC 100 – 240VAC
Input Frequency	50 – 60Hz
Input Current	0.58A Max
Protection	Internal Primary Current Fuse Inrush Limiting



OUTPUT SPECIFICATIONS

Output Voltage	See Chart
Efficiency	DoE/CEC Level VI, Energy Star, ErP Stage 2, NRCAN, GEMS Level VI
Protection	Short Circuit Protection Over Current Protection Over Voltage Protection
Ripple	1 – 2 % Vp-p (max)
Hold-Up Time	10 mS (min)
Transient Response	0.5mS for 50% Load Change(typ)
Load Regulation	± 5% (typ)
Leakage Current	0.25mA

FEATURES

- DoE/CEC LEVEL VI
- UNIVERSAL INPUT (AC100-240V)
- OVERVOLTAGE PROTECTION
- OVERCURRENT PROTECTION
- SHORT CIRCUIT PROTECTION
- ROHS COMPLIANT

ENVIRONMENTAL SPECIFICATIONS

Operating Temperature	0°C~+40°C
Storage Temperature	-20°C ~ +80°C
Cooling	Convection
Operating Humidity	20 – 80% Rh
Storage Humidity	10 – 90% Rh

GENERAL SPECIFICATIONS

MTBF(Calculated)	300,000 Hours Calculated hours at 25°C by Telcordia SR-332
Dielectric Withstanding Voltage	3,000 VAC Primary – Secondary
EMI Conduction & Radiation	Compliance to EN55022 Class B
Harmonic Current	Compliance to EN61000-3-2,3
EMS Immunity	Compliance to EN61000-4- 2,3,4,5,6,8,11
Safety Approvals	UL/cUL/PSE/FCC

MECHANICAL SPECIFICATIONS

Case Dimension	L72 x W34 x H69 (mm)
Input Configuration	US AC Input Standard (UK, EU & AUS Version Available)
DC Cord	18AWG (Optional 20 & 22 AWG)
Output Connector	5.5 x 2.1 x 9.5mm C+

Model Number	Output Voltage	Output Current	Max Output Power
KTPS24-05040WA-VI	5.0V	4.0A	20.00W
KTPS24-06035WA-VI	5.9V	3.5A	20.65W
KTPS24-06040WA-VI	5.9V	4.0A	23.60W
KTPS24-07030WA-VI	7.0V	3.0A	21.00W
KTPS24-07530WA-VI	7.5V	3.0A	22.50W
KTPS24-09025WA-VI	9.0V	2.5A	22.50W
KTPS24-12020WA-VI	12.0V	2.0A	24.00W
KTPS24-15016WA-VI	15.0V	1.6A	24.00W
KTPS24-24010WA-VI	24.0V	1.0A	24.00W
KTPS24-48005WA-VI	48.0V	0.5A	24.00W

Note: Optional UK, EU, AUS Input Configuration Available.

Part Number Key:

KTPS24- xxx yy WA - VI - p

xxx = output voltage

12=12.0V 135 = 13.5V example

yy = output current

55 = 5.5 amp example

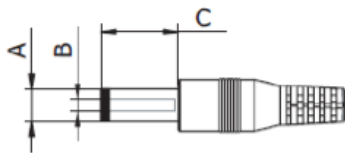
p = output connector

P1/(R)* = 2.1/5.5/9.5mm, P2/(R)* = 2.5/5.5/9.5...

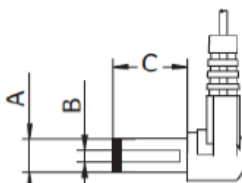
* R = Right Angle Connectors

Note: Center Positive (+) standard

Standard DC Plug



Standard PX

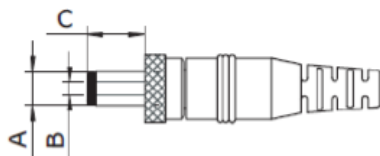


Right Angle PXR

	A	B	C	Unit
P1 / P1R	5.5	2.1	9.5	mm
P2 / P2R	5.5	2.5	9.5	mm
P3 / P3R	3.5	1.35	9.5	mm
P4 / P4R	3.8	1.35	9.5	mm
P5 / P5R	3.8	1.05	9.5	mm

P100 = User Defined

Locking DC Plug



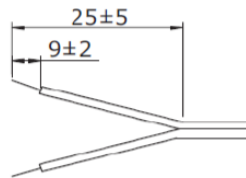
	A	B	C	Unit
P6	5.5	2.1	9.5	mm
P7	5.5	2.5	9.5	mm



KTPS24 Series

DoE/CEC Level VI

Stripped and Tinned



ST = Stripped and Tinned

Mechanical Drawing:

