

PE feed-through terminal block - DFK 4-PE - 0708315

Please be informed that the data shown in this PDF Document is generated from our Online Catalog. Please find the complete data in the user's documentation. Our General Terms of Use for Downloads are valid (<http://download.phoenixcontact.com>)



PE feed-through terminal block, Connection method: Screw connection, Load current : 18 A, Cross section: 0.2 mm² - 6 mm², AWG 24 - 12, Connection direction of the conductor to plug-in direction: 0 °, Width: 6.2 mm, Color: green-yellow

Why buy this product

- PE terminal block with ground function in accordance with IEC 60947-7-2
- Touch-proof insulating housing
- Universal screw connection with screw locking
- The feed-through terminal blocks snap into the panel cutout automatically



Key commercial data

Packing unit	1
Minimum order quantity	50
Catalog page	Page 693 (CC-2011)
GTIN	 4 017918 004590
Custom tariff number	85369010
Country of origin	GERMANY

Technical data

General

Number of levels	1
Number of connections	2
Color	green-yellow
Insulating material	PA
Inflammability class according to UL 94	V2

Dimensions

Width	6.2 mm
Length	29 mm

Technical data

Rated surge voltage	4 kV
Pollution degree	3

PE feed-through terminal block - DFK 4-PE - 0708315

Technical data

Technical data

Surge voltage category	III
Insulating material group	I
Connection in acc. with standard	IEC 60947-7-2
Nominal current I _N	17.5 A
Nominal voltage U _N	400 V
Open side panel	nein

Connection data

Conductor cross section solid min.	0.2 mm ²
Conductor cross section solid max.	6 mm ²
Conductor cross section stranded min.	0.2 mm ²
Conductor cross section stranded max.	4 mm ²
Conductor cross section AWG/kcmil min.	24
Conductor cross section AWG/kcmil max	10
Conductor cross section stranded, with ferrule without plastic sleeve min.	0.25 mm ²
Conductor cross section stranded, with ferrule without plastic sleeve max.	4 mm ²
Conductor cross section stranded, with ferrule with plastic sleeve min.	0.25 mm ²
Conductor cross section stranded, with ferrule with plastic sleeve max.	2.5 mm ²
2 conductors with same cross section, solid min.	0.2 mm ²
2 conductors with same cross section, solid max.	1.5 mm ²
2 conductors with same cross section, stranded min.	0.2 mm ²
2 conductors with same cross section, stranded max.	1.5 mm ²
2 conductors with same cross section, stranded, ferrules without plastic sleeve, min.	0.25 mm ²
2 conductors with same cross section, stranded, ferrules without plastic sleeve, max.	1.5 mm ²
2 conductors with same cross section, stranded, TWIN ferrules with plastic sleeve, min.	0.5 mm ²
2 conductors with same cross section, stranded, TWIN ferrules with plastic sleeve, max.	2.5 mm ²
Connection method	Screw connection
Stripping length	8 mm
Internal cylindrical gage	A4
Screw thread	M3
Tightening torque, min	0.6 Nm
Tightening torque max	0.8 Nm

Classifications

eClass

eCl@ss 4.0	27141131
eCl@ss 4.1	27141131

PE feed-through terminal block - DFK 4-PE - 0708315

Classifications

eclass

eCl@ss 5.0	27141134
eCl@ss 5.1	27141134
eCl@ss 6.0	27141134
eCl@ss 7.0	27141134

etim

ETIM 2.0	EC001283
ETIM 3.0	EC001283
ETIM 4.0	EC001283
ETIM 5.0	EC001283

unspsc

UNSPSC 6.01	30211811
UNSPSC 7.0901	39121410
UNSPSC 11	39121410
UNSPSC 12.01	39121410
UNSPSC 13.2	39121410

Approvals

Approvals


Approvals

CSA / UL Recognized / cUL Recognized / GOST / PRS / GOST / cULus Recognized

Ex Approvals

Approvals submitted

Approval details

		
	B	D
mm ² /AWG/kcmil	26-10	26-10

PE feed-through terminal block - DFK 4-PE - 0708315

Approvals

UL Recognized		
	B	D
mm ² /AWG/kcmil	30-10	30-10

cUL Recognized		
	B	D
mm ² /AWG/kcmil	30-10	30-10

GOST		
------	--	--

PRS		
-----	--	--

GOST		
------	--	--

cULus Recognized		
------------------	--	--

Accessories

Accessories

Marking

Marker cards - SBS 6:UNBEDRUCKT - 1007222

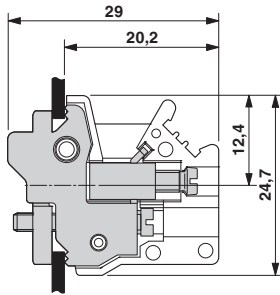


Marker cards, Card, white, Unlabeled, Can be labeled with: Plotter, Mounting type: Snap into tall marker groove, Snap into flat marker groove, For terminal block width: 6.2 mm, Lettering field: 6 x 6.1 mm

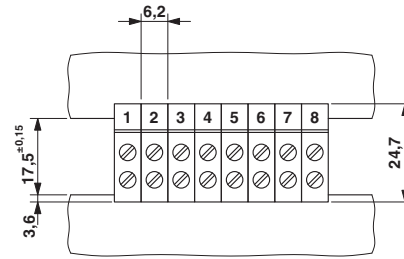
Drawings

PE feed-through terminal block - DFK 4-PE - 0708315

Dimensioned drawing



Dimensioned drawing



© Phoenix Contact 2012 - all rights reserved
<http://www.phoenixcontact.com>