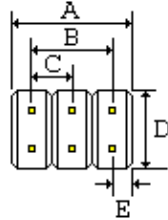
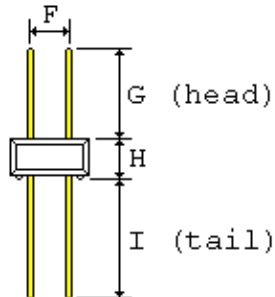
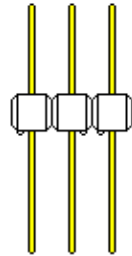


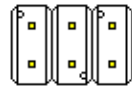
SULLINS ELECTRONICS CORP
SAN MARCOS, CA 760-744-0125 FAX 760-744-6081



A	=	0.300+-0.020	[7.62+-0.51]
B	=	0.200+-0.008	[5.08+-0.20]
C	=	0.100+-0.003	[2.54+-0.08]
D	=	0.200+-0.005	[5.08+-0.13]
E	=	0.050+-0.005	[1.27+-0.13]
F	=	0.100+-0.005	[2.54+-0.13]
G	=	0.230+-0.015	[5.84+-0.38]
H	=	0.100+-0.005	[2.54+-0.13]
I	=	0.520+-0.015	[13.21+-0.38]



.025[0.64] SQUARE POSTS FIT .040[1.02] MINIMUM DIAMETER HOLE



- 1.0 SPECIFICATIONS FOR A DUAL 3/6 POSITION HEADER
- 2.0 INSULATOR MATERIAL: BLACK THERMOPLASTIC POLYESTER
- 3.0 CONTACT MATERIAL: CA510, PHOSPHOR BRONZE GRADE A
- 4.0 PLATING: .000100" TIN OVERALL, .000050" NICKEL UNDERPLATE
- 5.0 TEMPERATURE: TO 125 DEGREES C CONTINUOUS
- 6.0 UL FLAMMABILITY RATING: 94V-0
- 7.0 VOLTAGE RATING: 600 VDC MINIMUM AT SEA LEVEL
- 8.0 CURRENT RATING: 3 AMPERES
- 9.0 INSULATION RESISTANCE: 5,000 MEGA OHMS
- 10.0 SPECIFICATIONS SUBJECT TO CHANGE WITHOUT NOTICE
- 11.0 NOT DRAWN TO SCALE

SULLINS PART NUMBER: PTC03DAEN

DATE: 1-29-03

[Print PDF](#)