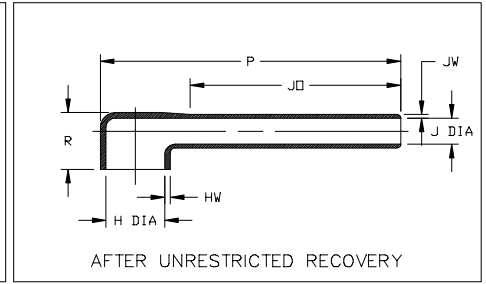
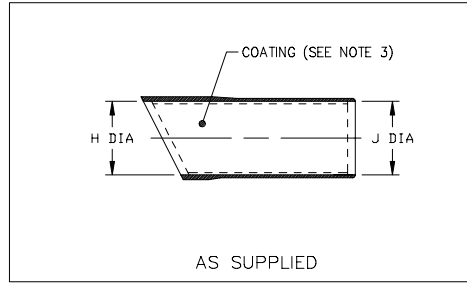


Thermofit[®] Molded Parts
 Specification Control Drawing
 Limited Distribution

Part Number : 222D2XX-25-26/225
 Description : Boot, 90°

NOTES

- All dimensions are in $\frac{\text{inches}}{\text{[millimeters]}}$
- Dimensions appearing in table are as follows:
 a - As Supplied
 b - After Unrestricted Recovery
- Coating is optional. As supplied dimensions appearing in table are for uncoated parts. When coating is added, entry diameters will be reduced by .06 max.



PART NUMBER	H		J		P ±10% b	R Ref b	JO ±10% b	HW ±20% b	JW ±20% b
	Min a	Max b	Min a	Max b					
	222D263-25-26/225	1.72 [43.7]	1.34 [34.0]	1.72 [43.7]					



RAYCHEM CORPORATION
 300 CONSTITUTION DRIVE
 MENLO PARK, CALIFORNIA 94025

Revision : A
 Date : 8/27/97

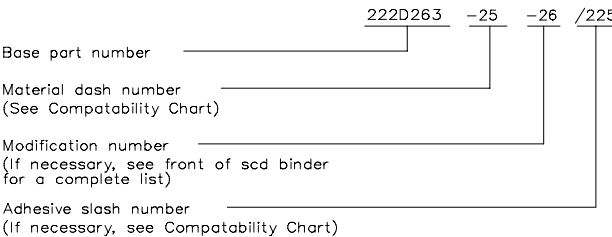
Part Number : 222D263-25-26/225
 Description : Boot, 90°

Thermofit[®] Molded Parts
 Specification Control Drawing
 Limited Distribution

Part Number : 222D263-25-26/225
 Description : Boot, 90°

MATERIAL DASH NO.	MATERIAL DESCRIPTION	RT SPEC	COATING SLASH NO.	COATING S NO.	COATING DESCRIPTION
-25	Elastomer, Fluid Resistant	RT-1325	/225	S-1026	Adhesive

ORDERING INFORMATION



THIS DRAWING IS SUBJECT TO CHANGE WITHOUT NOTICE; CONSULT YOUR
 NEAREST FIELD REPRESENTATIVE FOR CURRENT REVISION

If this document is printed it becomes uncontrolled.
 Check for the latest revision.



RAYCHEM CORPORATION
 300 CONSTITUTION DRIVE
 MENLO PARK, CALIFORNIA 94025

Revision : A
 Date : 8/27/97

Part Number : 222D263-25-26/225
 Description : Boot, 90°