



PART No. CWBA6120

for more information visit
www.hammfg.com

Data subject to change without notice


Isometric drawing Not to Scale



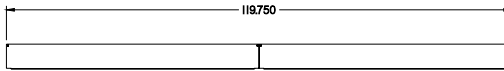
BACK VIEW



LEFT SIDE VIEW




TOP VIEW



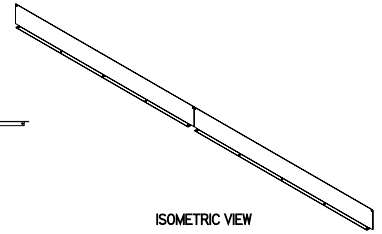
FRONT VIEW



RIGHT SIDE VIEW



BOTTOM VIEW



ISOMETRIC VIEW