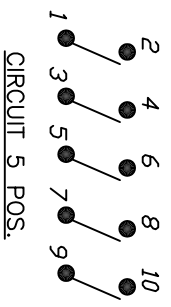
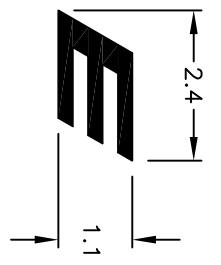
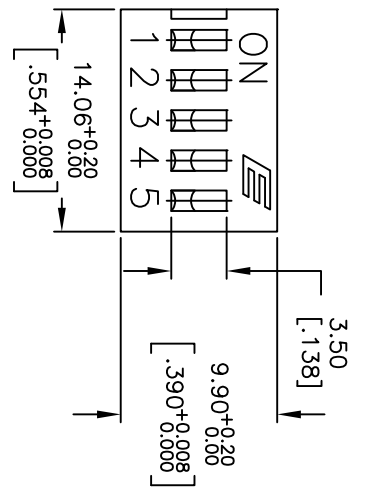


* (Pos. 1 Denotes Pin No. 1)
RECOMMEND P.C.B. LAYOUT

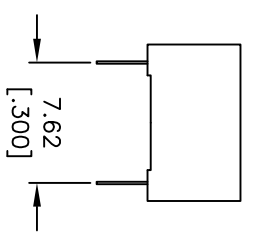
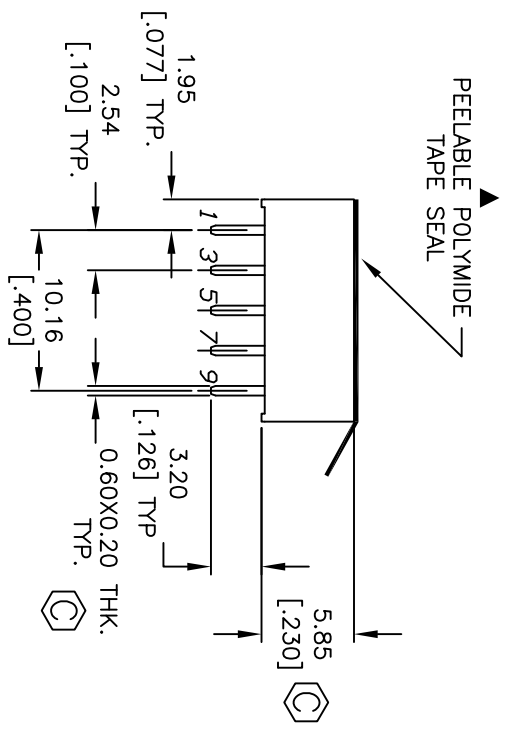


NOTES:

1. ALL DIMENSIONS IN MM [INCH]
2. GENERAL TOLERANCE: X.X=±0.4
X.XX=±0.25
3. TERM. NOS. FOR REFERENCE ONLY.
4. CONTACT RATINGS: 25mA @24VDC. (Switch)
100mA @50VDC. (Carry)
5. CONTACT MATERIAL:
CONTACTS: (MOVABLE) GOLD PLATE
TERMINALS: GOLD PLATE
6. INSULATION RESISTANCE:
100 MEGA-OHMS MIN. @500VDC
7. CONTACT RESISTANCE:
50 MILLI-OHMS TYPICAL @2-4VDC @100mA
8. OPERATING TEMP.:
-40°C to +80°C
9. PACKAGE: IN DISPENSING TUBES
WITH ALL POLES IN THE "OFF" POSITION.
10. TAPE SEAL FOR FLUX WASH.
11. ▲ DENOTES CRITICAL PARAMETER.



EXPLODED VIEW



B	21266	PCB STANDOFF, SMALL DIM CHANGES	10/10/13	EBP
A	13541	RELEASED FOR PRODUCTION	10/17/03	AR
REV.	ECN No.	DESCRIPTION	DATE	CHKD

TITLE		SCALE		DATE	DR	DWG	REV
KAS1105RT		2:1		10/17/03	AR	N311051	B



THE INFORMATION CONTAINED IN THIS DOCUMENT IS PROPRIETARY TO E-SWITCH AND IS NOT TO BE COPIED OR TRANSMITTED