



Important notes about Classic Panel Mount Indicator Catalog Pages

SCROLL DOWN TO VIEW CATALOG PAGE

This catalog page is out-of-print and is used with the understanding that the information shown could be out-of-date. In many cases, part numbers shown on this page are discontinued. Most notably, many "Complete Assembly" parts, which consist of a cap and a base, can no longer be ordered by the 14-digit ordering code. To obtain these parts, please order the cap and base part numbers separately. This process provides the components contained with the original "Complete Assembly" part number.

All Dialight Classic Panel Mount Indicators need a leading 3-digit numerical series. In some cases, this catalog will show a 2-digit series. In this case, please add a leading zero. For example, 81-0211-300 becomes 081-0211-300.

Part numbers listed on Dialight catalog pages designate parts with Red lenses. For ordering lens colors other than red, consult the chart below. In most cases, the color is dictated by the 7th digit. For example, 095-0932-003 for a green cap.

Lens Colors	
1 - Red	5 - White
2 - Green	6 - Light Yellow
3 - Yellow	7 - Clear
4 - Blue	

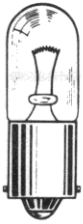
[Click here for a cross reference guide to assembly part numbers.](#)

[Click here to view Frequently Asked Questions concerning Panel Mount Indicators.](#)

SCROLL DOWN TO VIEW CATALOG PAGE


OIL TIGHT Miniature Incandescent Indicators

FOR MOUNTING IN 11/16" CLEARANCE HOLE



T-3 1/4
MINIATURE
BAYONET BASE

See lamp ratings
on page K.




MATERIALS AND FINISHES

- **Mounting Bushing:** Brass, white nickel finish. Optional, black nickel finish.
- **Lens Holder:** Brass, satin chrome finish. Optional, polished chrome or black nickel finish.
- **Internal-tooth-Lockwasher:** Phosphor bronze, white nickel finish.
- **Mounting Nut:** Brass, white nickel finish.


How to designate the three digit part number suffix (-XXX)

FINISH	RESISTOR	HARDWARE
1—WHITE NICKEL	0—NONE	3—WATER-TIGHT, OIL TIGHT ON THE FACE OF THE PANEL
2—BLACK NICKEL		
3—POLISHED CHROME		
4—SATIN CHROME		

Note: The part numbers given in this catalog indicate standard indicator lights. The above table provides the standard and optional designations for Finish and Resistor where appropriate.



125-0410-1111-403
Stovepipe lens



125-1310-1191-403
Stovepipe lens

125 SERIES

BASE PART NUMBERS

screw terminals	soldering terminals	quick connect terminals
125-1310-11-103	125-0410-11-103	125-5710-11-103

CAP PART NUMBERS

COMPLETE ASSEMBLY PART NUMBERS

	<p>STOVEPIPE</p> <p>125-1111-403 back frosted</p> <p>125-1131-403 unfrosted</p>	<p>125-1310-1111-403</p> <p>125-1310-1131-403</p>	<p>125-0410-1111-403</p> <p>125-0410-1131-403</p>	<p>125-5710-1111-403</p> <p>125-5710-1131-403</p>
	<p>STOVEPIPE</p> <p>125-1191-403 internal fluting</p>	<p>125-1310-1191-403</p>	<p>125-0410-1191-403</p>	<p>125-5710-1191-403</p>

Part numbers shown in gray are normally in inventory at your Dialight Distributor.

Order complete with lamp to be assured of receiving the indicator light and correct lamp together for immediate use.