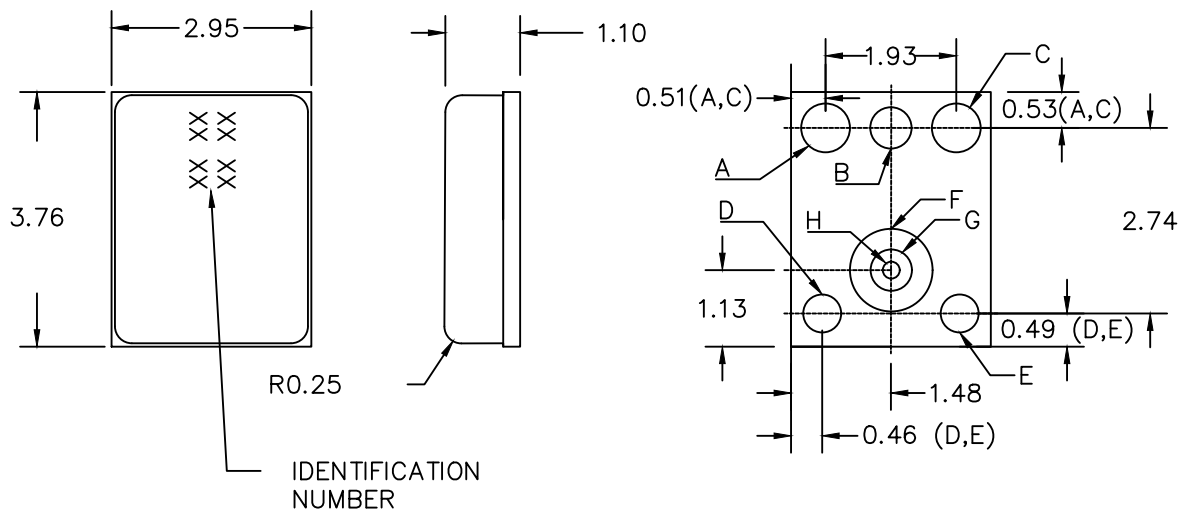


THIS DOCUMENT CONTAINS DATA PROPRIETARY TO PROJECTS UNLIMITED, INC. ANY USE OR REPRODUCTION, IN ANY FORM, WITHOUT PRIOR WRITTEN PERMISSION OF PROJECTS UNLIMITED, INC. IS PROHIBITED.  
© 2005, Projects Unlimited Inc.

## SPECIFICATIONS

PARAMETERS	VALUES	UNITS
DIRECTIVITY	OMNI	-
SENSITIVITY (0 dB=1V/Pa @ 1 kHz)	-38±3	dB
STANDARD OPERATING VOLTAGE	2.1	Vdc
OPERATING VOLTAGE RANGE	1.6 - 3.6	Vdc
CURRENT CONSUMPTION (TYPICAL)	150	µA
IMPEDANCE	≤400	Ohm
SIGNAL TO NOISE RATIO (TYPICAL)	≥60	dB
FREQUENCY RANGE	250 - 10,000	Hz
MAX INPUT SOUND LEVEL (FOR <10% DISTORTION)	125	dB

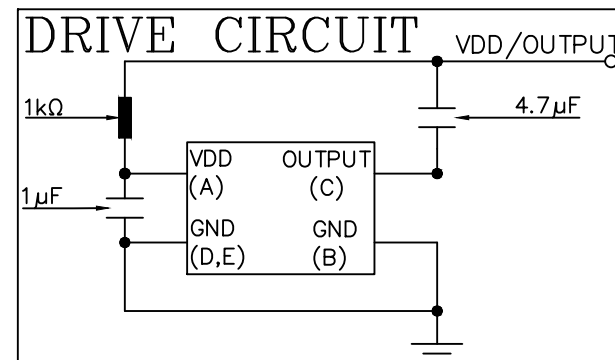


## REVISIONS

LTR	DESCRIPTION	DATE	APPROVED
-	RELEASED FROM ENGINEERING	1/6/17	


### NOTES:

- ALL DIMENSIONS ARE IN MILLIMETERS. TOLERANCE FOR EACH LISTED DIMENSION IS ±0.1MM.
- SPECIFICATION SUBJECT TO CHANGE OR WITHDRAWAL WITHOUT NOTICE.
- LAND PATTERN DIMENSIONS ARE EXACTLY THE SAME SIZE AND SHAPE AS PADS ON PIEZO MEMS SENSOR. RECOMMENDED SOLDER PASTE HEIGHT IS 3-5 MILS (75µm to 125µm).
- IP68 INGRESS PROTECTION RATING FOR DUST AND WATER.



DESCRIPTION	LABEL	MIN	NOMINAL	MAX
POWER	A	0.62	0.72	0.82
GND	B	0.51	0.61	0.71
OUTPUT	C	0.62	0.72	0.82
GND	D	0.46	0.56	0.66
GND	E	0.46	0.56	0.66
OUTER ACOUSTIC SEAL	F	1.12	1.22	1.32
INNER ACOUSTIC SEAL	G	0.51	0.61	0.71
ACOUSTIC HOLE	H	0.15	0.25	0.35

UNLESS OTHERWISE SPECIFIED:  
ALL PURCHASES ARE SUBJECT TO THE PUI AUDIO TERMS AND CONDITIONS SALE FOUND AT [http://www.puiaudio.com/pdf/terms\\_conditions.pdf](http://www.puiaudio.com/pdf/terms_conditions.pdf) (paper copy available upon request).  
DIMENSIONS ARE IN MILLIMETERS, TOLERANCES ARE ±0.1 AND ANGLES ARE ±3°.

 **pui audio** nc  
a projects unlimited company

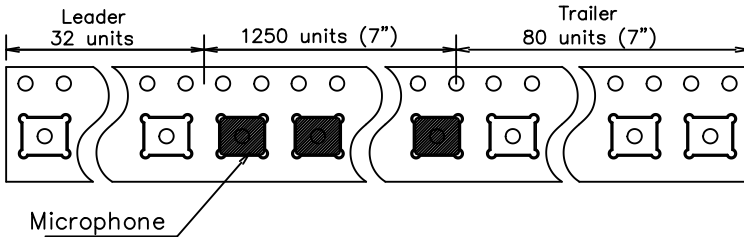
3541 Stop Eight Road  
Dayton, Ohio 45414

**PIEZO MEMS MICROPHONE**


APPROVALS	DATE	SIZE	DRAWING NO.
DRAWN M.V.	1/17	A	PMM-3738-WP-2-R
CHECKED M.V.	1/17		
APPROVED B.R.	1/17		

SCALE: N.T.S. SHEET 1 OF 1

Tape and Reel  
 Quantity: 1250 pieces per 7" reel  
 4800 pieces per 13" reel

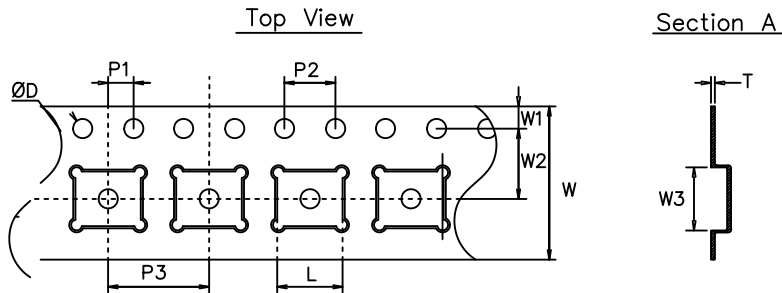
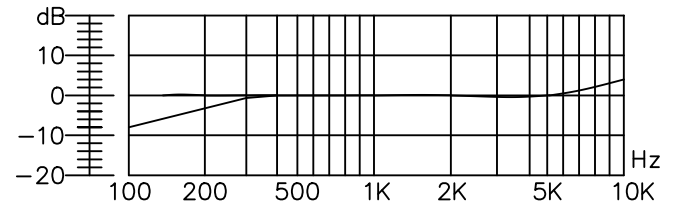


Tape Layout

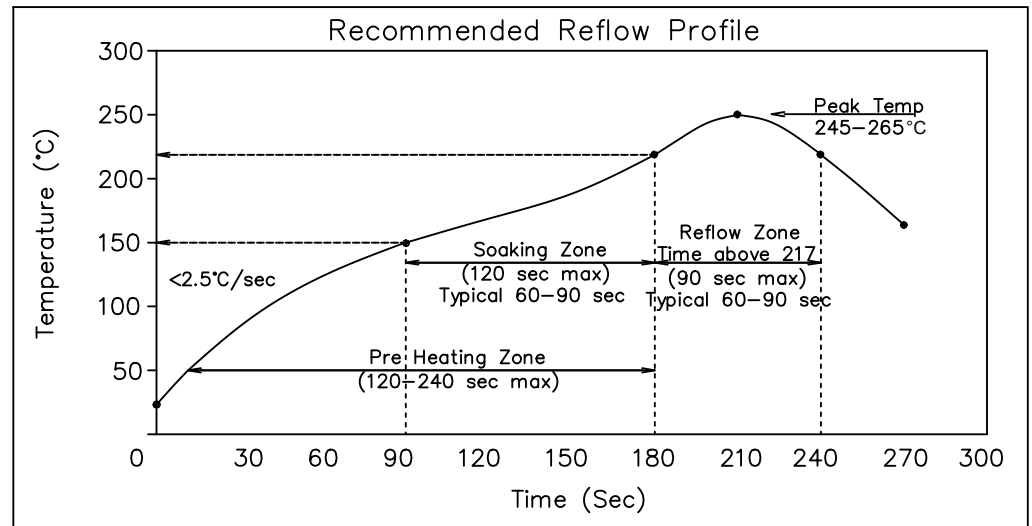


REVISIONS			
LTR	DESCRIPTION	DATE	APPROVED
-	RELEASED FROM ENGINEERING	1/6/17	


Frequency Response



Symbol	Millimeter		
	Minimum	Nominal	Maximum
ØD	1.5	1.5	1.6
P1	1.9	2.0	2.1
P2	3.9	4.0	4.1
P3	7.9	8.0	8.1
L	3.73	3.83	3.93
W	11.7	12	12.3
W1	1.65	1.75	1.85
W2	5.4	5.5	5.6
W3	2.88	2.98	3.08
T	0.25	0.3	0.35



UNLESS OTHERWISE SPECIFIED:  
 ALL PURCHASES ARE SUBJECT TO THE PUI AUDIO TERMS AND CONDITIONS SALE FOUND AT [http://www.puiaudio.com/pdf/terms\\_conditions.pdf](http://www.puiaudio.com/pdf/terms_conditions.pdf) (paper copy available upon request).  
 DIMENSIONS ARE IN MILLIMETERS, TOLERANCES ARE ±0.5 AND ANGLES ARE ±3°.



3541 Stop Eight Road  
 Dayton, Ohio 45414

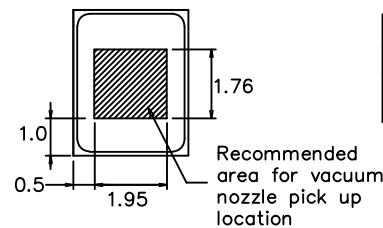
**PIEZO MEMS MICROPHONE**

APPROVALS	DATE
DRAWN <i>M.V.</i>	1/17
CHECKED <i>M.V.</i>	1/17
APPROVED <i>B.R.</i>	1/17

SIZE **A** DRAWING NO. **PMM-3738-WP-2-R**

SCALE: N.T.S. SHEET 1 OF 1

Pickup Tool Pick Location



Pick Up Pressure Limits		
Condition	mmHg	PSI
Max Air Purge	3000	58
Max Vacuum	-500	9.6

THIS DOCUMENT CONTAINS DATA PROPRIETARY TO PROJECTS UNLIMITED, INC. ANY USE OR REPRODUCTION, IN ANY FORM, WITHOUT PRIOR WRITTEN PERMISSION OF PROJECTS UNLIMITED, INC. IS PROHIBITED.  
 © 2016, Projects Unlimited Inc.