THIS DRAWING IS UNPUBLISHED. RELEASED FOR PUBLICATION -.- .
© COPYRIGHT - By - ALL RIGHTS RESERVED.

LOC	DIST
AG	53

REVISIONS

P	LTR	DESCRIPTION	DATE	DWN	APVD
	H1	REVISED PER ECO-11-004587	11MAR11	RK	HMR

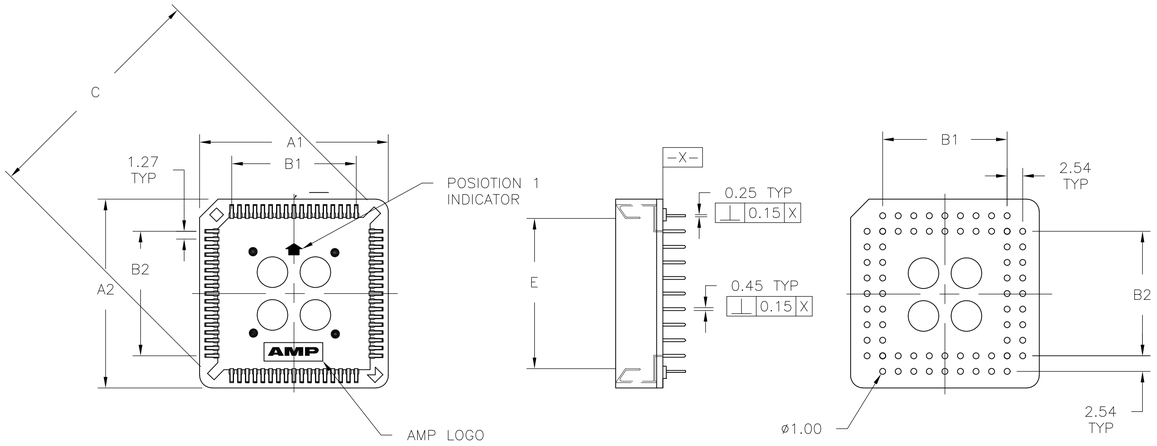

RECOMMENDED PCB FOOT PRINT

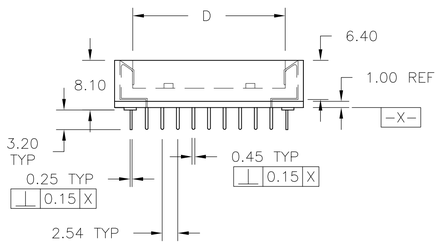

1. MATERIAL:
HOUSING – THERMOPLASTIC UL94 V-0.
CONTACT – PHOSPHOR BRONZE.

2. FINISH: CONTACT PLATING: 1.52 mμ 90/10 BRIGHT OR MATTE TIN-LEAD OVER 0.51 μm NICKEL ALL OVER.

3. PLASTIC LEADED CHIP CARRIER MUST CONFORM TO JEDEC SPECS. MS-016 & MS-018.

4. SPECIFICATION SUBJECT TO CHANGE WITHOUT NOTICE. CONTACT TE CONNECTIVITY FOR THE LATEST SPECIFICATIONS.

5. FINISH: CONTACT PLATING 2.54μm BRIGHT OR MATTE TIN OVER 1.27μm NICKEL, ALL OVER.

6. ROHS 2002/95/EC COMPLIANT

PERFORMANCE INFORMATION		
TEST DESCRIPTION	REQUIREMENT	TEST SPECIFICATION
CONTACT RESISTANCE	20 MILLIOHMS MAX INITIAL, 40 MILLIOHMS MAX FINAL AFTER VIBRATION OR HUMIDITY.	MIL-STD-202G METHOD 307
INSULATION RESISTANCE	1,000 MEGAOHMS MIN INITIAL, 500 MEGAOHMS MIN AFTER HUMIDITY.	MIL-STD-202G METHOD 302
DIELECTRIC WITHSTANDING VOLTAGE	500 VAC BETWEEN ADJACENT CONTACTS, 1 MINUTE HOLD. NO EVIDENCE OF BREAKDOWN OR FLASHOVER AFTER HUMIDITY.	MIL-STD-202G METHOD 301
VIBRATION	10-55-10 HZ PER MINUTE, 1.5mm AMPLITUDE, 2 HOURS IN EACH DIRECTION. 100 nsec. MAX DISCONTINUITIES OR LOOSENING OF PARTS. MUST PASS CONTACT RESISTANCE.	EIA-364-28 CONDITION 1
DURABILITY	30 CYCLES NO VISIBLE DEFECTS, CONTACT RESISTANCE 40 MILLIOHMS MAX.	EIA-364-09
MATING FORCE	425 GRAMS (15 OZ) MAX PER CONTACT. INSERT AT CONSTANT SPEED OF 25mm PER MINUTE.	MIL-STD-1344A METHOD 2013.1
UNMATING FORCE	10 GRAMS (.35 OZ) MIN PER CONTACT. WITHDRAW AT CONSTANT SPEED OF 25mm PER MINUTE.	MIL-STD-1344A METHOD 2013.1
COLD TEST	TEMPERATURE: -40°C±3°C DURATION: 48±1 HOURS RESISTANCE VALUE AFTER TEST 40mΩ. APPEARANCE SHALL NOT BE DISTINCT DAMAGE.	JIS-C-0020
HIGH TEMP TEST	TEMPERATURE: 85°C±3°C DURATION: 96 HOURS RESISTANCE VALUE AFTER TEST 40mΩ. APPEARANCE SHALL NOT BE DISTINCT DAMAGE.	JIS-C-0021
CONTACT RETENTION FORCE	300 GRAMS (10.5 OZ) MIN PER CONTACT. CONTACT PULLED AT CONSTANT SPEED OF 25mm PER MINUTE.	ANSI/EIA-364-29
HUMIDITY	95 HOURS AT 90-95% RELATIVE HUMIDITY AT 40°±2°C. MUST PASS INSULATION RESISTANCE, DIELECTRIC WITHSTANDING OR CONTACT RESISTANCE.	JIS-C-0022
SOLDERABILITY	95% MINIMUM COVERAGE. IMMERSE FOR 3±.5 SECONDS IN 260°±5°C BATH.	JIS-C-0050
CURRENT RATING	1 AMP	–
VOLTAGE RATING	250V	–
OPERATING TEMPERATURE RATING	-20°C TO 85°C	–

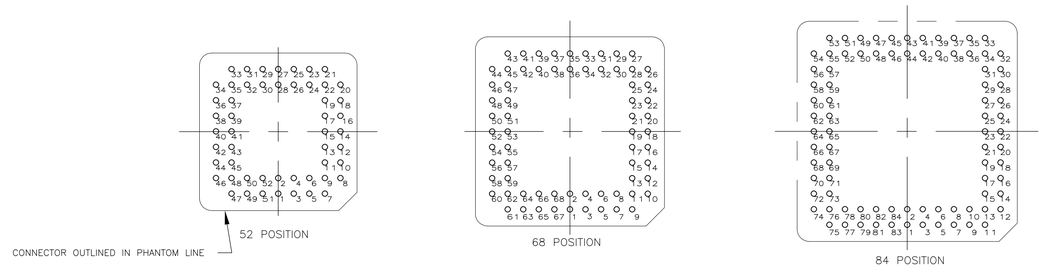

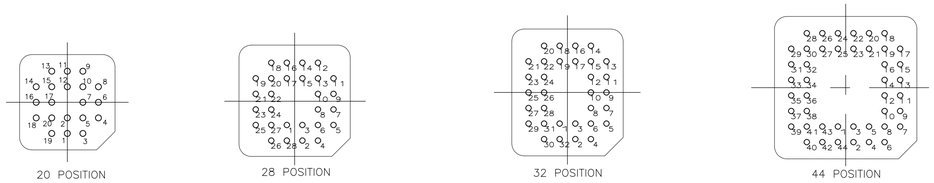

RECOMMENDED CIRCUIT CONFIGURATION
VIEWED FROM COMPONENT SIDE OF CIRCUIT

	FINISH	E	D	C	B2	B1	A2	A1	TOTAL QUANTITY PER CARTON	PACKAGING	NO. OF POSITIONS	AMP PART NUMBER
	6 5	29.42	29.42	46.15	25.40	25.40	35.88	35.88	1248	TUBE	84	1-822473-7
	6 5	24.38	24.38	39.00	20.32	20.32	30.80	30.80	1596	TUBE	68	1-822473-6
	6 5	19.30	19.30	31.50	15.24	15.24	25.72	25.72	2254	TUBE	52	1-822473-5
	6 5	16.74	16.74	27.50	12.70	12.70	23.18	23.18	2800	TUBE	44	1-822473-4
	6 5	13.94	11.36	22.65	10.16	7.62	20.54	18.10	4060	TUBE	32	1-822473-3
	6 5	11.46	11.46	20.70	7.62	7.62	18.10	18.10	4620	TUBE	28	1-822473-2
	6 5	8.90	8.90	17.20	5.08	5.08	15.56	15.56	6552	TUBE	20	1-822473-1
SUPERSEDED BY 1-822473-7	2	29.42	29.42	46.15	25.40	25.40	35.88	35.88	1248	TUBE	84	822473-7
SUPERSEDED BY 1-822473-6	2	24.38	24.38	39.00	20.32	20.32	30.80	30.80	1596	TUBE	68	822473-6
SUPERSEDED BY 1-822473-5	2	19.30	19.30	31.50	15.24	15.24	25.72	25.72	2254	TUBE	52	822473-5
SUPERSEDED BY 1-822473-4	2	16.74	16.74	27.50	12.70	12.70	23.18	23.18	2800	TUBE	44	822473-4
SUPERSEDED BY 1-822473-3	2	13.94	11.36	22.65	10.16	7.62	20.54	18.10	4060	TUBE	32	822473-3
SUPERSEDED BY 1-822473-2	2	11.46	11.46	20.70	7.62	7.62	18.10	18.10	4620	TUBE	28	822473-2
SUPERSEDED BY 1-822473-1	2	8.90	8.90	17.20	5.08	5.08	15.56	15.56	6552	TUBE	20	822473-1

THIS DRAWING IS A CONTROLLED DOCUMENT.

DIMENSIONS: mm

TOLERANCES UNLESS OTHERWISE SPECIFIED:
0 PLC ±
1 PLC ±
2 PLC ± 0.20
3 PLC ±
4 PLC ±
ANGLES ±

MATERIAL 1
FINISH 2 5

DWN	A.HOLT	26AUG99
CHK	B.KUHNLY	25MAR99
APVD	B.KUHNLY	25MAR99
PRODUCT SPEC	SEE NOTES	
APPLICATION SPEC	NONE	
WEIGHT		

TE Connectivity

NAME: SOCKET ASSEMBLY, PLCC, SOLDERTAIL

SIZE	CAGE CODE	DRAWING NO	RESTRICTED TO
A1	00779	C-822473	–

CUSTOMER DRAWING | SCALE 2:1 | SHEET 1 OF 1 | REV H1

4805 (3/11)