
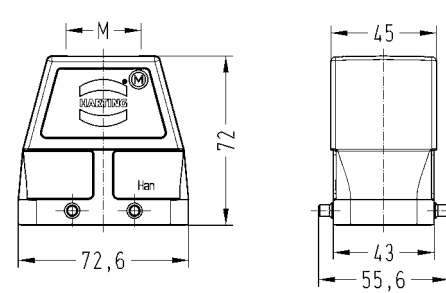

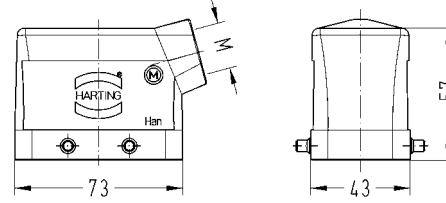

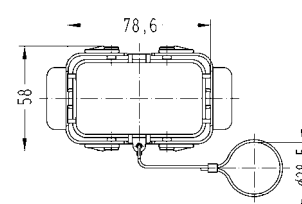


double locking lever

| Identification | Cable entry | Part number | | Drawing Dimensions in mm |
|---|----------------------------------|------------------|--|---|
| | | Low construction | High construction | |
| Han® M, Hoods, top entry  | 1xM20 1xM25 1xM32 2xM20 | 19 37 010 1420 | 19 37 010 0426 19 37 010 0427 19 37 010 0465 |  |
| Han® M, Hoods, side entry  | 1xM20 1xM25 1xM32 1xM40 | 19 37 010 1520 | 19 37 010 0526 19 37 010 0527 19 37 010 0528 |  |
| Han® M, Protection cover for hoods, metal, with securing flex  | | 09 37 010 5403 | 09 37 010 5403 |  |

Hoods
Housings