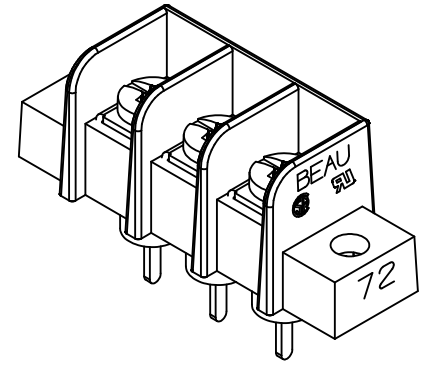
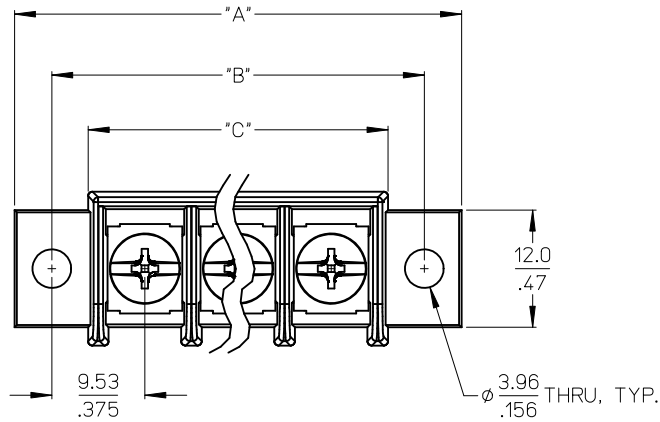
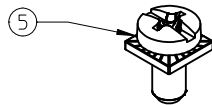


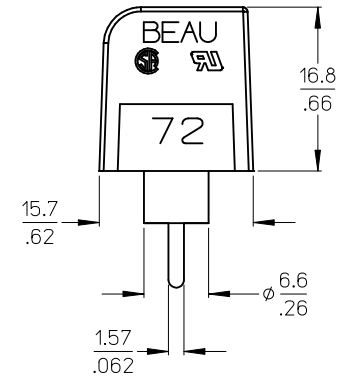
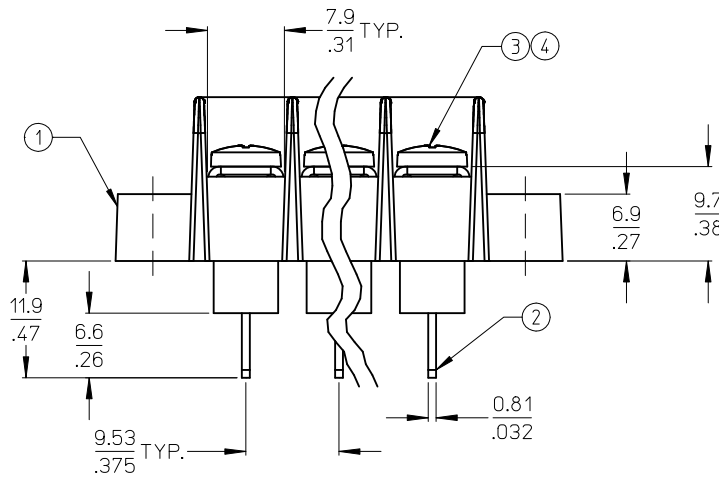
NO. OF CIRCUITS	DIM. "A"		DIM. "B"		DIM. "C"		ASSEMBLY MATERIAL NO. (STANDARD)	ASSEMBLY MATERIAL NO. (-49 OPT)	ASSEMBLY MATERIAL NO. (-50 OPT)
	mm	in	mm	in	mm	in			
02	36.2	1.43	28.6	1.13	21.1	0.83	387243002	387243202	387243402
03	45.7	1.80	38.1	1.50	30.7	1.21	387243003	387243203	387243403
04	55.2	2.18	47.6	1.88	40.2	1.58	387243004	387243204	387243404
05	64.8	2.55	57.2	2.25	49.7	1.96	387243005	387243205	387243405
06	74.3	2.93	66.7	2.63	59.2	2.33	387243006	387243206	387243406
07	83.8	3.30	76.2	3.00	68.8	2.71	387243007	387243207	387243407
08	93.3	3.68	85.7	3.38	78.3	3.08	387243008	387243208	387243408
09	102.9	4.05	95.3	3.75	87.8	3.46	387243009	387243209	387243409
10	112.4	4.43	104.8	4.13	97.3	3.83	387243010	387243210	387243410
11	121.9	4.80	114.3	4.50	106.9	4.21	387243011	387243211	387243411
12	131.4	5.18	123.8	4.88	116.4	4.58	387243012	387243212	387243412
13	141.0	5.55	133.4	5.25	125.9	4.96	387243013	387243213	387243413



3 CIRCUIT SHOWN



REF. -50 OPT. SCREW (WHERE APPLICABLE)



NOTES:

1. MATERIAL: SEE TABLE
2. "XX" REFERS TO THE QUANTITY OF CIRCUIT POSITIONS.
3. ROHS COMPLIANT.

ITEM	QTY.	DESCRIPTION	MATERIAL	FINISH
5	XX	SCRW&WSHR, #6-32X.25, PAN,PH-SL,(-50 OPT)	STEEL	ZN, CLEAR CHROMATE
4	XX	SCREW, #6-32X.250, BHD PH/SL (-49 OPT)	BRASS	NICKEL PLATE
3	XX	SCREW, #6-32X.250, BHD PH/SL (STANDARD)	STEEL	ZN, CLEAR CHROMATE
2	XX	TERMINAL, WW, #6-32	BRASS	TIN PLATE
1	1	INSULATOR, CS INSL.	POLYESTER (PBT)	BLACK

RELEASED
 EC NO: IPG2012-0886
 DRAWN: ENC INAS 2012/04/13
 CHKD:
 APPR: JMACNEIL 2012/05/15
 DESCRIPTION

QUALITY SYMBOLS
 ▽=0
 ▽=0

GENERAL TOLERANCES (UNLESS SPECIFIED)

	mm	INCH
4 PLACES	± ---	± ---
3 PLACES	± ---	± .005
2 PLACES	± 0.13	± .01
1 PLACE	± 0.3	± ---

ANGULAR ± 2°

DRAFT WHERE APPLICABLE MUST REMAIN WITHIN DIMENSIONS

DIMENSION STYLE
MM/IN

SCALE
2:1

DESIGN UNITS
INCH

THIRD ANGLE PROJECTION

DRAWN BY
 C. YORK
 DATE
 2006/05/19

CHECKED BY
 JMACNEIL
 DATE
 2012/04/12

APPROVED BY
 JMACNEIL
 DATE
 2012/05/15

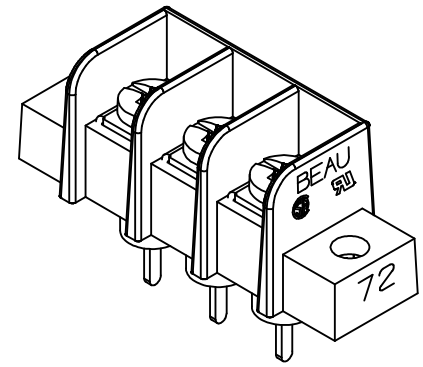
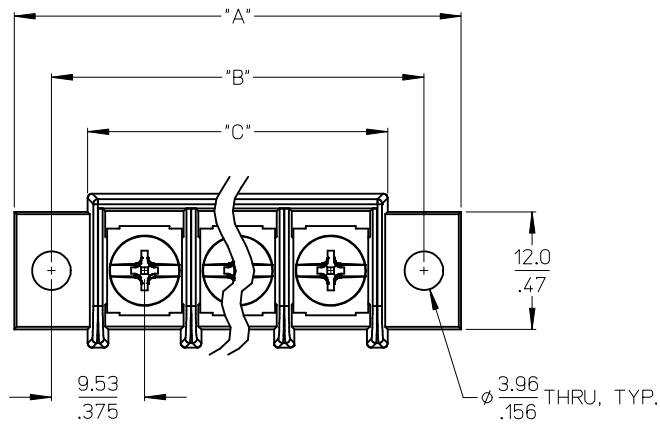
MATERIAL NO.

DOCUMENT NO.
SD-38724-003

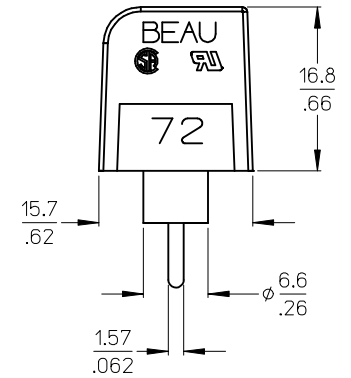
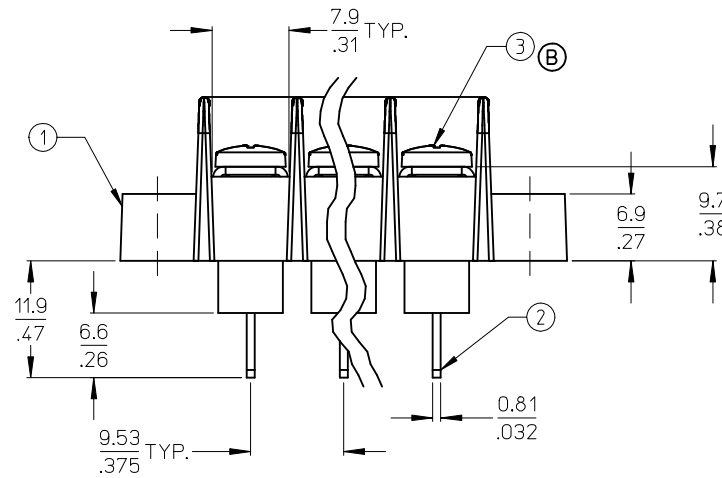
SHEET NO.
1 OF 1

THIS DRAWING CONTAINS INFORMATION THAT IS PROPRIETARY TO MOLEX INCORPORATED AND SHOULD NOT BE USED WITHOUT WRITTEN PERMISSION

NO. OF CIRCUITS	DIM. "A"		DIM. "B"		DIM. "C"		ASSEMBLY MATERIAL NO.
	mm	in	mm	in	mm	in	
02	36.2	1.43	28.6	1.13	21.1	0.83	-
03	45.7	1.80	38.1	1.50	30.7	1.21	-
04	55.2	2.18	47.6	1.88	40.2	1.58	-
05	64.8	2.55	57.2	2.25	49.7	1.96	-
06	74.3	2.93	66.7	2.63	59.2	2.33	387291560
07	83.8	3.30	76.2	3.00	68.8	2.71	-
08	93.3	3.68	85.7	3.38	78.3	3.08	-
09	102.9	4.05	95.3	3.75	87.8	3.46	-
10	112.4	4.43	104.8	4.13	97.3	3.83	387291034
11	121.9	4.80	114.3	4.50	106.9	4.21	-
12	131.4	5.18	123.8	4.88	116.4	4.58	-
13	141.0	5.55	133.4	5.25	125.9	4.96	-



3 CIRCUIT SHOWN



NOTES:

1. MATERIAL: SEE TABLE
2. "XX" REFERS TO THE QUANTITY OF CIRCUIT POSITIONS.
3. ROHS COMPLIANT.

3	XX	SCREW, #6-32X.250, BHD PH/SL (-56 OPT) (B)	STAINLESS STEEL	PASSIVATE
2	XX	TERMINAL, WW, #6-32	BRASS	TIN PLATE
1	1	INSULATOR, CS INSL.	POLYESTER (PBT)	BLACK
ITEM	QTY.	DESCRIPTION	MATERIAL	FINISH

CHG SS SCREW DRIVE RECESS
 EC NO: IPG2013-0364
 B DRAWN: JENC INAS 2012/10/31
 CHYKD: JMACNEIL 2012/10/31
 APPR: JMACNEIL 2012/11/05

QUALITY SYMBOLS
 ▽=0
 ▽=0

	GENERAL TOLERANCES (UNLESS SPECIFIED)	
	mm	INCH
4 PLACES	± .13	± .005
3 PLACES	± .13	± .01
2 PLACES	± 0.13	± .01
1 PLACE	± 0.3	± .01
ANGULAR ± 2°		

DRAFT WHERE APPLICABLE MUST REMAIN WITHIN DIMENSIONS

DIMENSION STYLE: MM/IN
 SCALE: 2:1
 DESIGN UNITS: INCH
 THIRD ANGLE PROJECTION
 DRAWN BY: C. YORK
 DATE: 2006/05/19
 CHECKED BY: JMACNEIL
 DATE: 2012/04/12
 APPROVED BY: JMACNEIL
 DATE: 2012/11/05
 MATERIAL NO.: SEE CHART
 DOCUMENT NO.: SD-38729-032

MOLEX INCORPORATED
 SHEET NO. 1 OF 1
 THIS DRAWING CONTAINS INFORMATION THAT IS PROPRIETARY TO MOLEX INCORPORATED AND SHOULD NOT BE USED WITHOUT WRITTEN PERMISSION