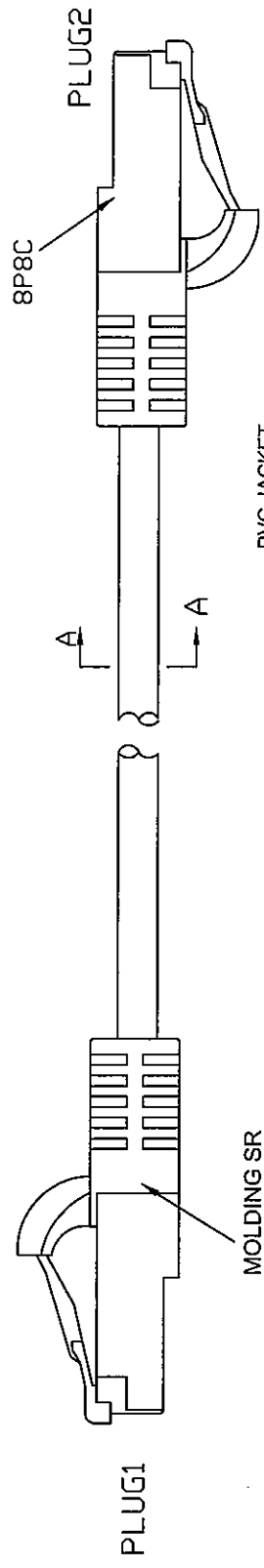



3/12/07

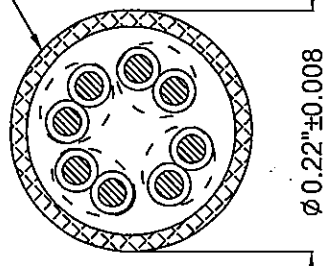
ALL INFORMATION CONTAINED IN THIS DRAWING IS THE SOLE PROPERTY OF AMPHENOL CABLES ON DEMAND. ANY REPRODUCTION OR DISCLOSURE, TO THIRD PARTIES, IN PART OR WHOLE, WITHOUT THE EXPRESS WRITTEN PERMISSION OF AMPHENOL CABLES ON DEMAND IS PROHIBITED.

REV.	DESCRIPTION	DATE	APPROVED
A	NEW RELEASE	25/02/07	
A1	CHANGE PLUG BOOT TO MOLDED SR	01/03/07	

LENGTH



PVC JACKET



PIN OUT: T568B

PLUG 1	PLUG 2	COLOR
PIN 1	PIN 1	WHITE/ORANGE
PIN 2	PIN 2	ORANGE
PIN 3	PIN 3	WHITE/GREEN
PIN 4	PIN 4	BLUE
PIN 5	PIN 5	WHITE/BLUE
PIN 6	PIN 6	GREEN
PIN 7	PIN 7	WHITE/BROWN
PIN 8	PIN 8	BROWN

LENGTH & P/N Table

LENGTH	P/N	Cable Color
3FT ±1 inch	MP-5ERJ45UNNA-003	Gray
5FT ±2 inch	MP-5ERJ45UNNA-005	Gray
7FT ±2 inch	MP-5ERJ45UNNA-007	Gray
10FT ±3 inch	MP-5ERJ45UNNA-010	Gray
14FT ±3 inch	MP-5ERJ45UNNA-014	Gray
25FT ±4 inch	MP-5ERJ45UNNA-025	Gray
50FT ±8 inch	MP-5ERJ45UNNA-050	Gray
75FT ±8 inch	MP-5ERJ45UNNA-075	Gray
100FT ±8 inch	MP-5ERJ45UNNA-100	Gray



UNLESS OTHERWISE SPECIFIED DIMENSIONS ARE IN INCHES TOLERANCES ARE:

DECIMALS	±X
FRACTIONS	±X"
XXX	±XXX

THIRD ANGLE PROJECTION

APPROVALS	DATE
DRAWN LF	01/03/07
CHECKED BA	01/03/07
RESP ENG	
MFG ENG	

EAR NO.		20 VALLEY ST. ENDICOTT, NY 13760	
UNLESS OTHERWISE SPECIFIED DIMENSIONS ARE IN INCHES TOLERANCES ARE:		AMPHENOL Cables on Demand	
THIRD ANGLE PROJECTION		ASM CBL RJ45/RJ45 CAT.5E 4PR PATCH CORDS	
SIZE	DWG. NO.	SCALE	SHEET
A	MP-5ERJ45UNNA-XXX		OF
REV.			
A1			