

Network cable - SACCBP-FSD-4CON-PG9/1,5-937SCO - 1410299

Please be informed that the data shown in this PDF Document is generated from our Online Catalog. Please find the complete data in the user's documentation. Our General Terms of Use for Downloads are valid (<http://phoenixcontact.com/download>)



Network cable, PROFINET CAT5, 4-position, PE-X, black RAL 9005, shielded, Flush-type socket straight M12 SPEEDCON / IP65, Coding: D, on free cable end, Cable length: 1.5 m, Product tested according to customer specification/rail application



Key Commercial Data

Packing unit	1 pc
Minimum order quantity	50 pc
Weight per Piece (excluding packing)	120.0 g
Country of origin	Germany

Technical data

Dimensions

Length of cable	1.5 m
-----------------	-------

Ambient conditions

Degree of protection	IP65
----------------------	------

General data

Note	The cable is 100% electrically tested for continuity.
Rated current at 40°C	4 A
Rated voltage	250 V
Number of positions	4
Signal type/category	PROFINET CAT5 (IEC 11801:2002)
Standards/regulations	M12 connector IEC 61076-2-101
Overvoltage category	II
Degree of pollution	3

Characteristics head 1

Head type	Flush-type socket straight M12 SPEEDCON / IP65
-----------	--

Network cable - SACCBP-FSD-4CON-PG9/1,5-937SCO - 1410299

Technical data

Characteristics head 1

No. of positions (pin connector pattern)	4
Coding	D (Data)
Mounting type	Rear mounting
Thread type	Pg9
Color	silver
Material (component)	CuZn (Contact)
	Au (Contact surface)
	PA (Contact carriers)
	Zinc die-cast, nickel-plated (Housing)
	FKM (Seal)
Shielded	yes
Test voltage	500 V DC ± 15 V DC (for 60 s, insulation resistance according to DIN EN 60512-3-1)
	1.4 kV AC (for 60 s, dielectric strength according to DIN EN 60512-4-1)
Insertion/withdrawal cycles	≥ 100
Ambient temperature (operation)	-40 °C ... 85 °C
Weight	15 g ±5 g

Characteristics head 2

Head type	free cable end
-----------	----------------

Standards and Regulations

Standard designation	M12 connector
Standards/regulations	IEC 61076-2-101
Flammability rating according to UL 94	V0

Cable

Cable type	PROFINET railway applications
Cable type (abbreviation)	937
Signal type/category	PROFINET CAT5 (IEC 11801), 100 Mbps
Cable structure	1x4xAWG22/7; SF/TQ
Conductor cross section	4x 0.34 mm ²
AWG signal line	22
Conductor structure signal line	7x 0.25 mm
Core diameter including insulation	approx. 1.5 mm
Wire colors	white-blue, orange-yellow
Overall twist	Star quad
Shielding	Plastic-coated aluminum foil, tinned copper braided shield
External sheath, color	black RAL 9005

Network cable - SACCBP-FSD-4CON-PG9/1,5-937SCO - 1410299

Technical data

Cable

Outer sheath thickness	approx. 1 mm
External cable diameter D	6.6 mm ±0.4 mm
Minimum bending radius, fixed installation	6 x D
Cable weight	70 kg/km
Outer sheath, material	PE-X
Material conductor insulation	Foamed PE
Conductor material	silver-plated Cu litz wires
Conductor resistance	≤ 54.4 Ω/km
Working capacitance	≤ 65 pF (core-core)
	≤ 100 pF (core-shield)
Wave impedance	100 Ω ±5 Ω (f = 100 MHz)
Signal speed	75 c
Shield attenuation	40 dB (30 MHz ≤ f ≤ 100 MHz)
Coupling resistance	200.00 mΩ/m (f ≤ 30 MHz)
Nominal voltage, cable	300 V AC
Test voltage, cable	2000 V AC (50 Hz, 5 minutes)
Fire protection in rail vehicles	BS 6853 (Category Ia, Ib, II)
	GM/RT 2130 (Category Ia, Ib, II)
	EN 45545 (Risk level HL1 - HL3)
	DIN 5510 (Fire protection level 1, 2, 3, 4)
	NF F16-101 (Category A1, A2, B)
	NF F16-101 (Class C/F0)
	NFPA 130
	UNI CEI 11170 (Risk level LR1 - LR4)
Flame resistance	EN 60332-1-2
	EN 50266
	EN 60332-3-25
	NF C32-070, 2.1
	NF C32-070, 2.2
	UL 1685, 12 (FT4)
	in accordance with ISO 6722-1 5.22 (UN ECE-R 118.01)
Halogen-free	According to EN 50267-2-1
Resistance to oil	according to IRM 902, 72 h at 100 °C
Other resistance	Resistance to fuels according to IRM 903, 168 h at 70 °C
Concentration of fumes	BS 6853 D.8.7
	EN 61034-2
	UL 1685, 12 (FT4)

Network cable - SACCBP-FSD-4CON-PG9/1,5-937SCO - 1410299

Technical data

Cable

Fume corrosiveness	EN 50267-2-2
Fume toxicity	BS 6853 B.1
	EN 50305, 9.2
Ambient temperature (operation)	-50 °C ... 90 °C (cable, fixed installation)
	-40 °C ... 90 °C (cable, flexible installation)
Ambient temperature (installation)	-25 °C ... 90 °C

Classifications

eCl@ss

eCl@ss 5.1	27143423
eCl@ss 6.0	27143423
eCl@ss 8.0	27060308
eCl@ss 9.0	27060308

ETIM

ETIM 4.0	EC002599
ETIM 5.0	EC002599

Approvals

Approvals

Approvals

EAC

Ex Approvals

Approvals submitted

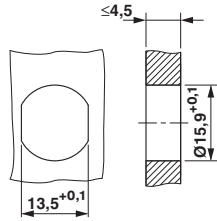
Approval details

EAC

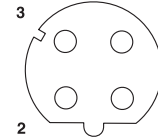
Drawings

Network cable - SACCBP-FSD-4CON-PG9/1,5-937SCO - 1410299

Dimensional drawing



Schematic diagram



Pin assignment M12 socket, 4-pos., D-coded, female side

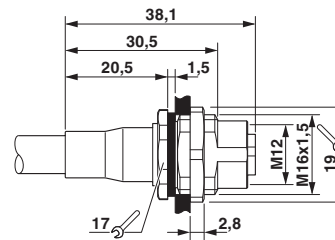
Housing cutout for M16 fastening thread, mounting panel with feed-through hole (alternatively with surface as protection against rotation)

Cable cross section




PROFINET railway applications [937]

Dimensional drawing



M12 flush-type connector

Circuit diagram



Contact assignment of the M12 socket