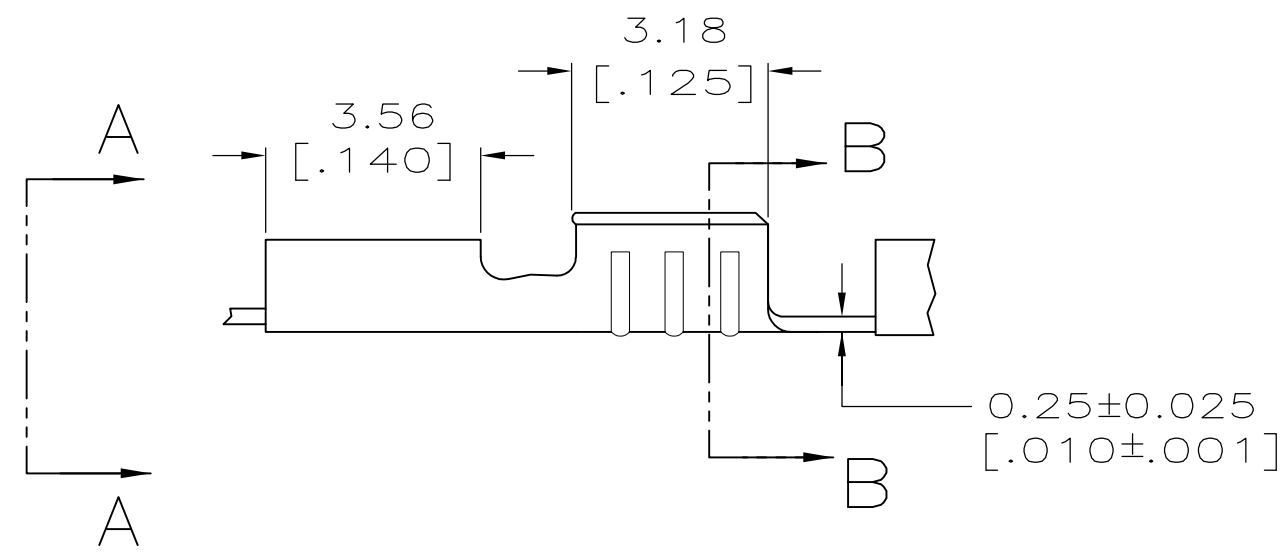
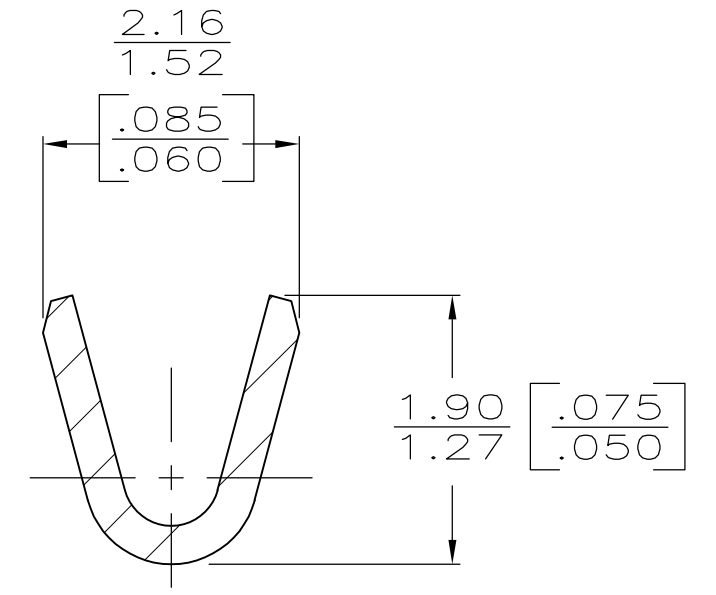
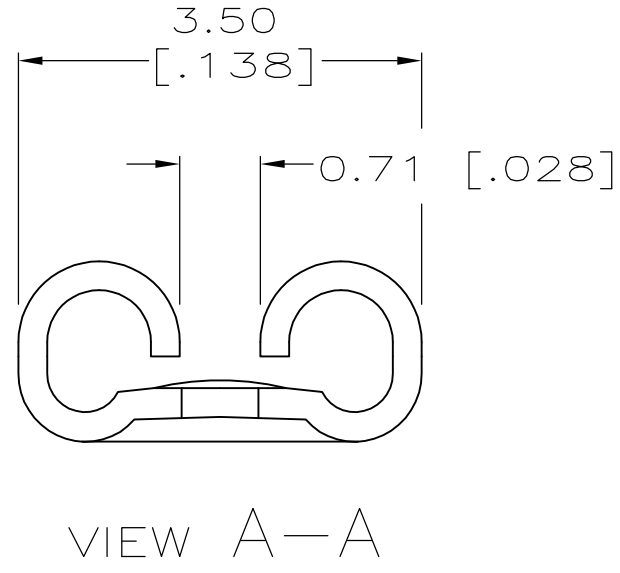
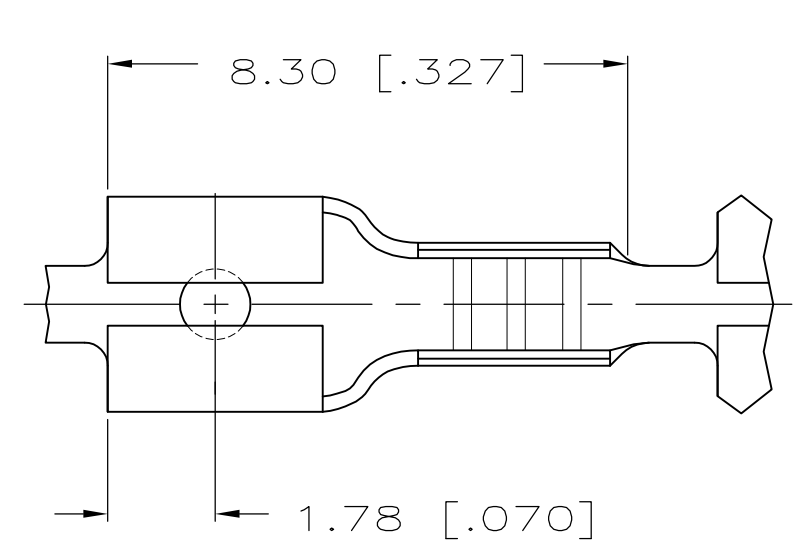


THIS DRAWING IS UNPUBLISHED. RELEASED FOR PUBLICATION
 © COPYRIGHT - By - ALL RIGHTS RESERVED.

LOC	DIST	REVISIONS			
P	LTR	DESCRIPTION	DATE	DWN	APVD
AF	50	C	REVISED PER ECR-12-013518	24NOV12	KH PD

1 CONTINUOUS STRIP ON REELS.



[#26-#22] AWG	0.51±0.025 [.020±.001]	63837-1
WIRE SIZE	MATING TAB THICKNESS	PART NUMBER

STRIP LENGTH ±0.38 ±[.015]	TYPE	WIDTH	±.051 [E.002] HEIGHT	WIRE
4.75 [.187]	F	1.40 [.055]	0.68 [.027]	[#26]
			0.71 [.028]	[#24]
			0.79 [.031]	[#22]
WIRE BARREL CRIMP				

THIS DRAWING IS A CONTROLLED DOCUMENT.		DWN JR RUTH 3/21/95	TE Connectivity RECEPTACLE, FASTON,™ 2.79 [.110] SERIES		
DIMENSIONS: mm [INCHES]	TOLERANCES UNLESS OTHERWISE SPECIFIED:	CHK R GRZYBOWSKI 3/21/95			NAME
	0 PLC ± - 1 PLC ± - 2 PLC ± 0.25 [.010] 3 PLC ± - 4 PLC ± - ANGLES ± -	APVD P DESANTIS 3/21/95			PRODUCT SPEC
MATERIAL BRASS	FINISH TIN	APPLICATION SPEC 114-2036			WEIGHT -
CUSTOMER DRAWING		SIZE A3	CAGE CODE 00779	DRAWING NO C-63837	
		SCALE 8:1	SHEET 1 OF 1	REV C	