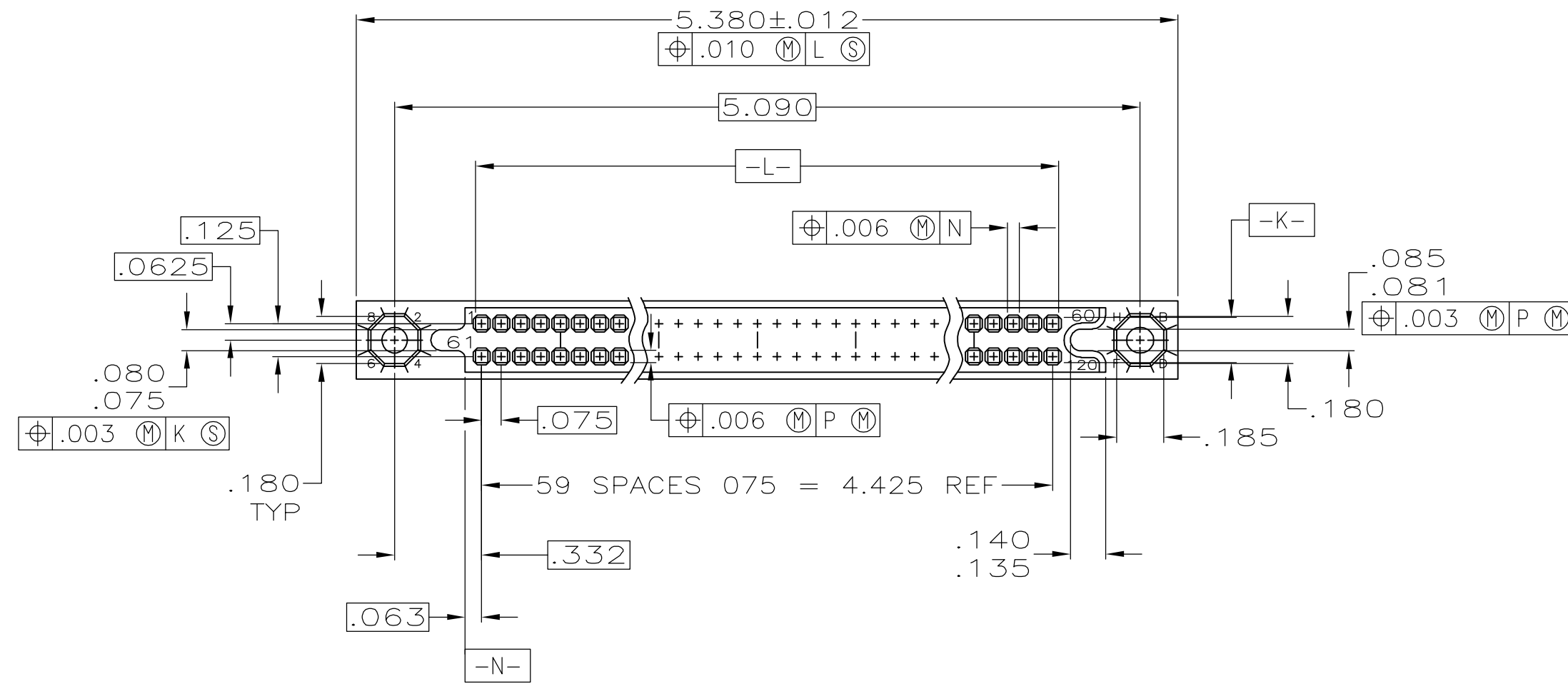
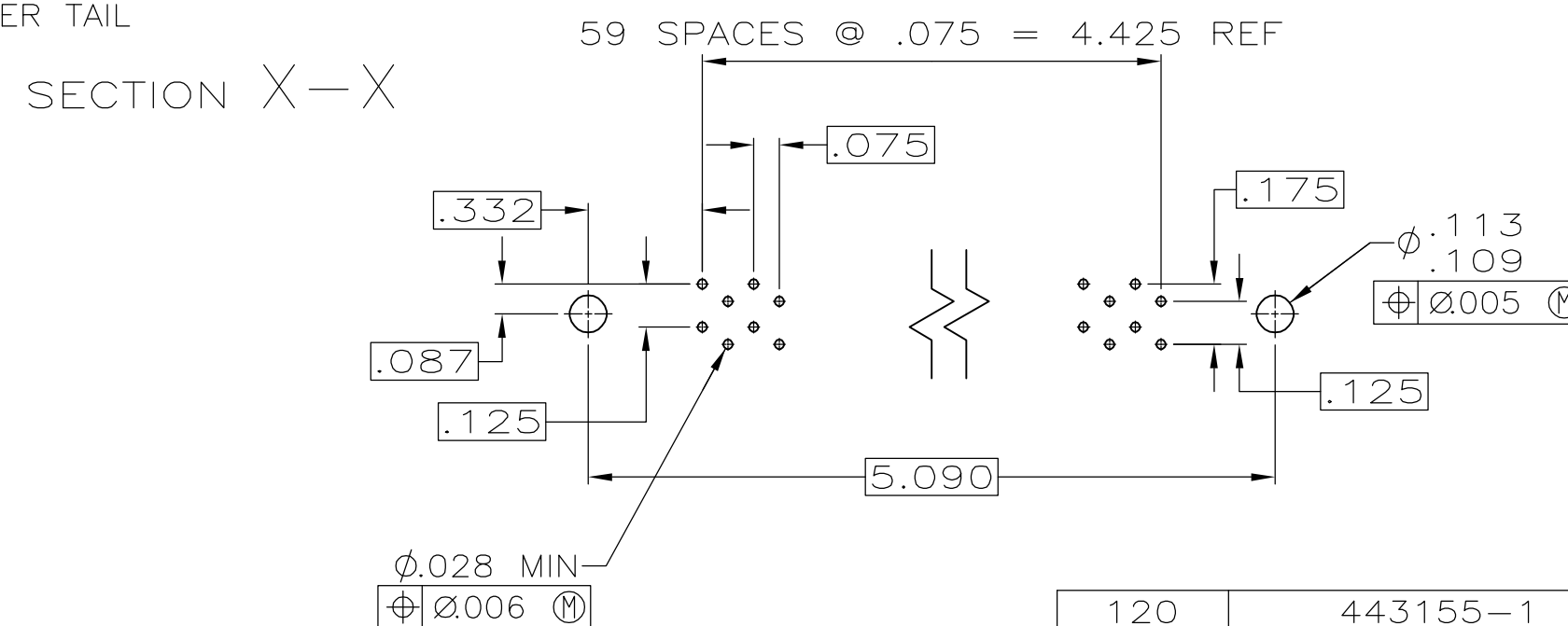
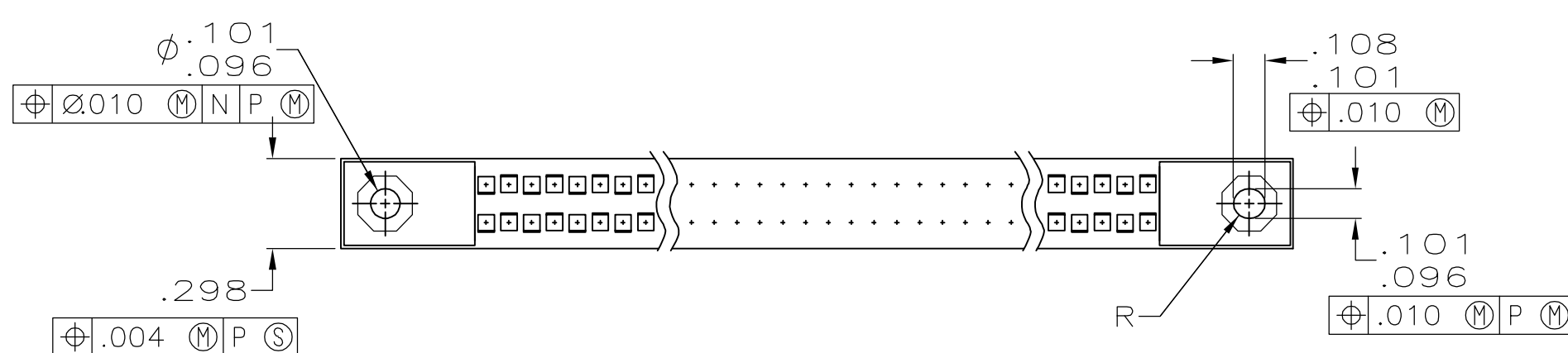
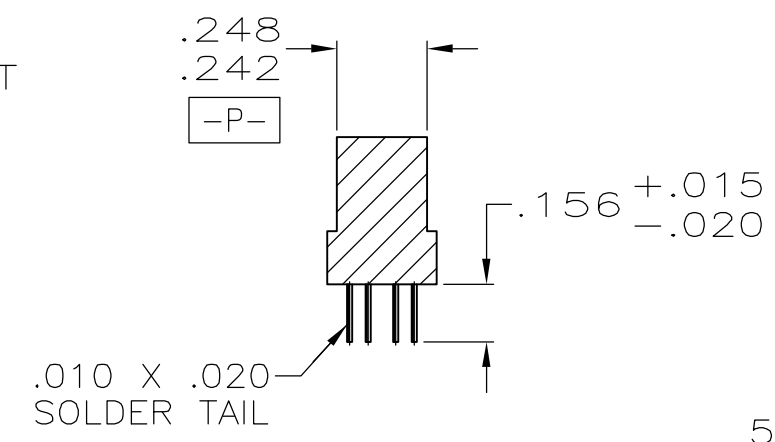
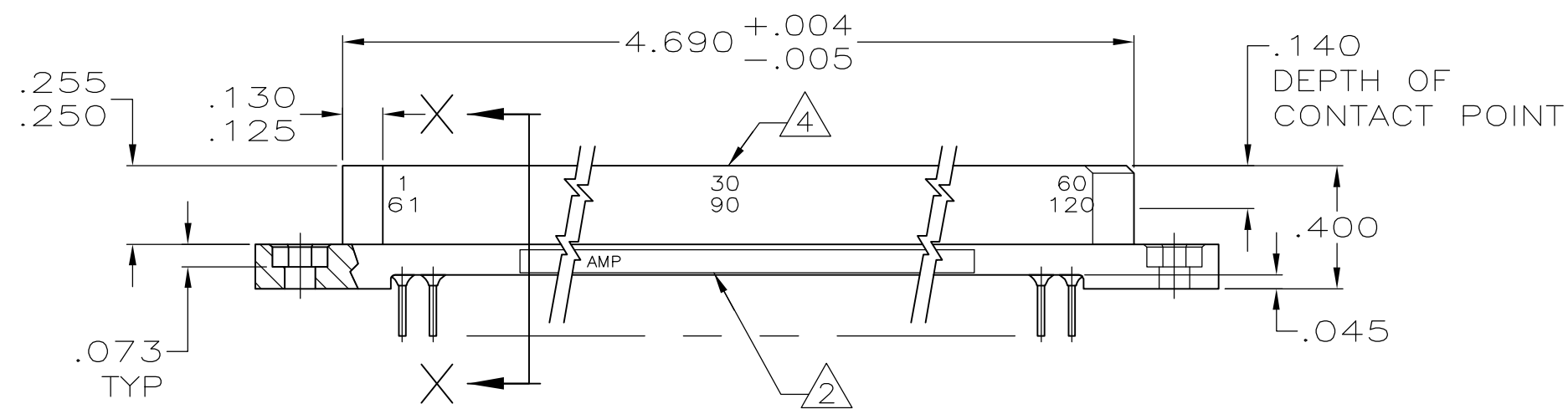


THIS DRAWING IS UNPUBLISHED. RELEASED FOR PUBLICATION  
 © COPYRIGHT BY TYCO ELECTRONICS CORPORATION. ALL RIGHTS RESERVED.

LOC		DIST		REVISIONS			
P	LTR	DESCRIPTION		DATE	DWN	APVD	
DF	FO	A	REV PER ECO	05-013568	29NOV05	VF	CT



- 1. NUMBERS AND LINES INDICATING EVERY FIVE CAVITIES EXCEPT END CAVITIES MARKED ON MATING FACE.
- 2. 4060053-1, 00779, AMP, DATE CODE AND AMP PART NUMBER MARKED IN THIS AREA.
- 3. MUST MEET ALL APPLICABLE REQUIREMENTS OF MIL-C-55302.
- 4. NUMBERS INDICATING EVERY FIVE CAVITIES MARKED ON SIDE.
- 5. KEY POSITION INDICATORS MOLDED ON HOUSING.
- 6. HOUSING: PER MIL-C-55302 OR MIL-M-24519, TYPE GLCP-30F  
CONTACTS: BERYLLIUM COPPER PER ASTM-B-194 OR COPPER-NICKEL-SILICON PER UNS-C70260.
- 7. FINISH: .000050 MIN GOLD IN CONTACT AREA, TIN LEAD PER MIL-C-55302 ON SOLDER TAILS OVER NICKEL PER MIL-C-55302 ON ENTIRE CONTACT.



120	443155-1
NO OF CONTACTS	PART NUMBER

THIS DRAWING IS A CONTROLLED DOCUMENT.		DWN T. THOMPSON 10-10-95	Tyco Electronics Corporation Harrisburg, PA 17105-3608
DIMENSIONS: INCHES		CHK D. MILLER 10-13-95	
TOLERANCES UNLESS OTHERWISE SPECIFIED:		APVD D. MILLER 10-13-95	NAME
0 PLC ± - 1 PLC ± - 2 PLC ± - 3 PLC ± .005 4 PLC ± - ANGLES ± - FINISH		PRODUCT SPEC	RECEPTACLE ASSEMBLY, 750 SERIES WITH EXTERNAL KEYING, FLOW SOLDER CONTACTS SEALED
MATERIAL		WEIGHT	SIZE CAGE CODE DRAWING NO RESTRICTED TO
		CUSTOMER DRAWING	A2 00779 C=443155
		SCALE	2:1 SHEET 1 of 1 REV A