

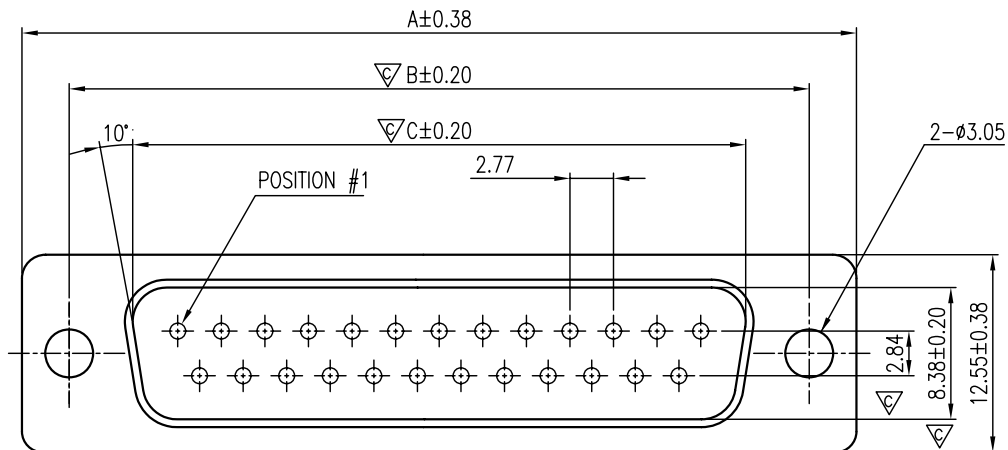


ORIGINAL



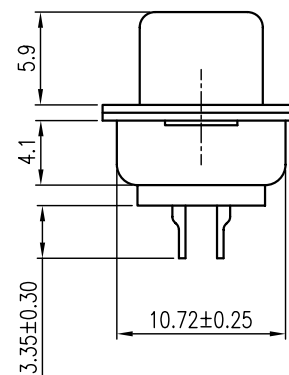
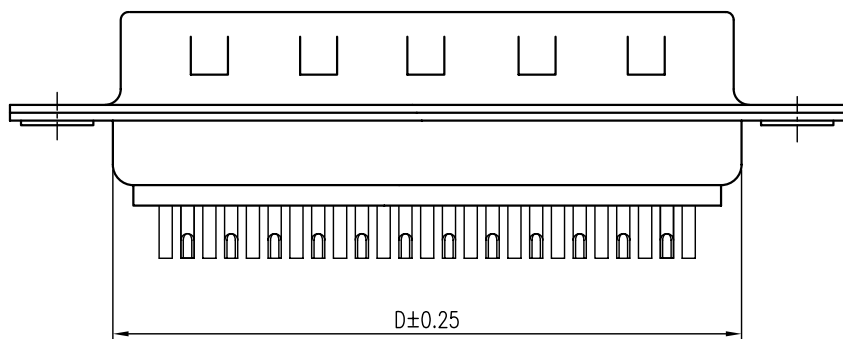
REVISIONS				
SYM	ECN No.	DESCRIPTION	DATE	APPROVED
A		RELEASE FOR RoHS	09/09/2005	Henry Ko
B	NE-07023	MODIFIED DIMENSIONS TABLE & TOLERANCES	01/18/2007	HC Liu
C	NE-07332	CHANGED DIM. FROM 3.52±0.25 TO 3.10±0.38	06/29/2007	Hank Hsu
D	NE-08161	MODIFIED DIMENSIONS	05/09/2008	Hank Hsu
E	NE-09065	CONTACT DESCRIPTION CHANGE	04/15/2009	Hank Hsu

This document is the property of Amphenol Corporation and is delivered on the express condition that is not to be disclosed, reproduced or used, in whole or in part, for manufacture or sale by anyone other than Amphenol Corporation without its prior consent, and that no right is granted to disclose or to use any information in this document.  
The marking on this product doesn't contain environmental hazardous materials per Material Specification 55-00259 for Sony GP compliant or per directive 2002/95/EC for RoHS compliant.



NOTES:

1. SHELL: STEEL, SELECTIVE 100μ" MIN. TIN OVER 50μ" MIN. NICKEL PLATING
2. CONTACTS: BRASS, SELECTIVE GOLD PLATED ON CONTACT, GOLD FLASH OR 100μ" MIN TIN PLATING ON SOLDER AREA, 50μ" NICKEL UNDER-PLATING OVERALL
3. INSULATOR: PBT, UL 94V-0, COLOR- BLACK
4. THIS PRODUCT DOESN'T CONTAIN ENVIRONMENTAL HAZARDOUS MATERIALS PER DIRECTIVE 2002/95/EC FOR RoHS.
5. ▽ ARE CRITICAL DIMENSIONS



PART NUMBERS	NO. OF CONTACTS	DIM. A	DIM. B	DIM. C	DIM. D
G17S 09 1X XX0 EU	9	30.81	24.99	16.92	19.20
G17S 15 1X XX0 EU	15	39.14	33.32	25.25	27.70
G17S 25 1X XX0 EU	25	53.04	47.04	38.96	41.10
G17S 37 1X XX0 EU	37	69.32	63.50	55.42	57.30

TOLERANCE	APPROVALS	DATE	TITLE		Amphenol®	
X. ±0.30	DRAWN Roger Tsai	04/15/2009	G17S SERIES SOLDER-POT TERMINATION PLUG		Amphenol Corporation Amphenol Taiwan Corporation	
X.X ±0.20	CHECKED Daniel Hsieh	04/15/2009				
X.XXX ±0.10	APPROVED Hank Hsu	04/15/2009		UNIT mm	SIZE A3	PART No. G17SXX1XXX0EU
ANGULAR ±1°	DWG TYPE CUST DWG	PROJECT CODE DSUB		SCALE NA	SHEET 1 OF 1	DWG No. G17SXX1XXX0EU
UNLESS OTHERWISE SPECIFIED						