

Cable connector - CA-12F1N8A8504 - 1619610

Please be informed that the data shown in this PDF Document is generated from our Online Catalog. Please find the complete data in the user's documentation. Our General Terms of Use for Downloads are valid (<http://phoenixcontact.com/download>)



Cable connector, straight, shielded: yes, Screw locking, M23, Number of positions: 12, Type of contact: Socket, Crimp connection, Cable diameter: 10 mm ... 14.5 mm



Key Commercial Data

Packing unit	1 pc
Custom tariff number	85366990
Country of origin	Germany

Technical data

Temperature range

Ambient temperature (operation)	-40 °C ... 125 °C
---------------------------------	-------------------

Data of the insulating body

Note	Order information Order crimp contacts Ø 1 mm separately
Coding	N
Insulator material	PA 66
Contact connection method	Crimp connection
Type of contacts	Socket
Number of positions	12
Contact diameter of power contacts	1 mm
Nominal current per power contact at 25°C	8 A
Nominal voltage, power contact	150 V
Overvoltage category	III
Degree of pollution	3

Housing data

Housing material	Turned parts: copper zinc alloy (CuZn), die-cast parts: zinc (GD-Zn)
Type of locking	Screw locking

Cable connector - CA-12F1N8A8504 - 1619610

Technical data

Housing data

Degree of protection (when plugged in)	IP67
Thread type	M23

Cable seal data

Min. cable diameter	10 mm
Max. cable diameter	14.5 mm
Sealing material	FPM

Classifications

eCl@ss

eCl@ss 4.0	272607xx
eCl@ss 4.1	272607xx
eCl@ss 5.0	27260701
eCl@ss 5.1	27260701
eCl@ss 6.0	27260702
eCl@ss 7.0	27440102
eCl@ss 8.0	27440102

ETIM

ETIM 3.0	EC001121
ETIM 4.0	EC002635
ETIM 5.0	EC002635

UNSPSC

UNSPSC 6.01	43172015
UNSPSC 7.0901	43201404
UNSPSC 11	43172015
UNSPSC 12.01	43201404
UNSPSC 13.2	43201404

Approvals

Approvals

Approvals

UL Recognized / cUL Recognized / EAC




Cable connector - CA-12F1N8A8504 - 1619610

Approvals

Ex Approvals

Approvals submitted

Approval details



Drawings

Schematic diagram



Contact chamber numbering (view of plug-in side), standard socket

Dimensional drawing

