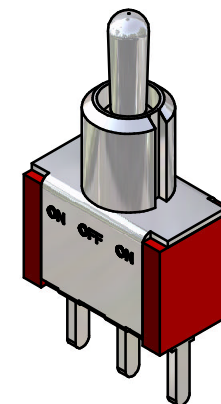
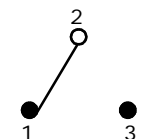


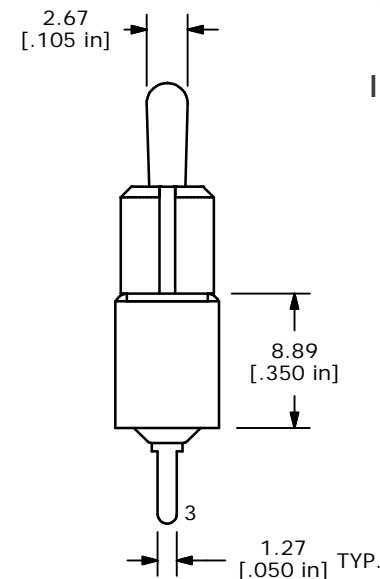
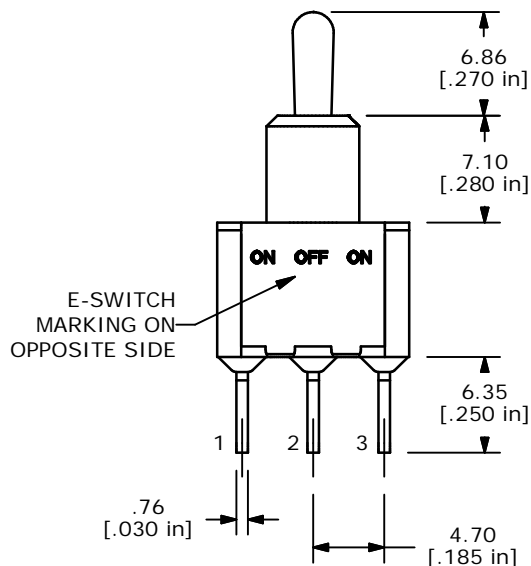
SWITCH FUNCTION		
POS. 1	POS. 1	POS. 1
ON	OFF	ON
2-3	OPEN	2-1



ISOMETRIC



CIRCUIT: SPDT



- NOTE:
1. ALL DIMENSIONS IN MM [INCH]
 2. GENERAL TOLERANCE: X.X=±0.4
X.XX=±0.25
 3. TERMINAL NUMBERS FOR REF ONLY
 - ▲ 4. PLATING MATERIAL: SILVER
 5. RATING: 5 AMPS W/RESISTIVE LOAD @ 120VAC OR 28VDC
2 AMPS W/RESISTIVE LOAD @ 250VAC
 6. ELECTRIC LIFE: 40,000 make-and-break cycles at full load.
 7. INSULATION RESISTANCE: 1,000 Mega-ohm min.
 8. DIELECTRIC STRENGTH: 1,000 V RMS @sea level.
 9. OPERATING TEMP.: -30°C to 85°C
 10. ▲ DENOTES CRITICAL PARAMETER.

E-SWITCH®

TITLE 100SP3T2B4M2QE

A	13640	RELEASED FOR PRODUCTION	12/4/03	AR
REV	PCR NO	DESCRIPTION	DATE	BY

SCALE	DATE	DR	DWG	REV
2:1	12/4/03	AR	T113008	A

THE INFORMATION CONTAINED IN THIS DOCUMENT IS PROPRIETARY TO E-SWITCH AND IS NOT TO BE COPIED OR TRANSFERRED