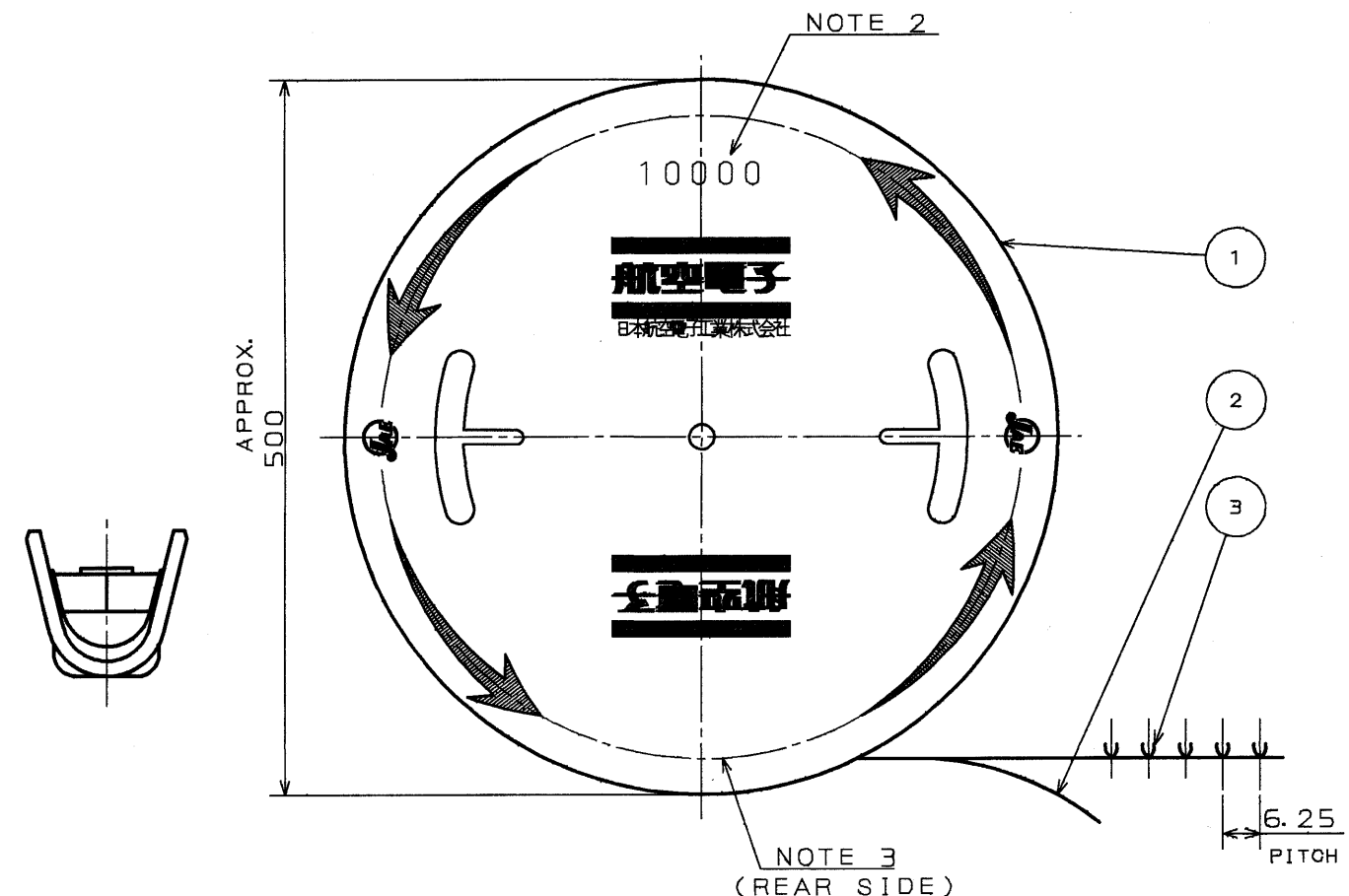
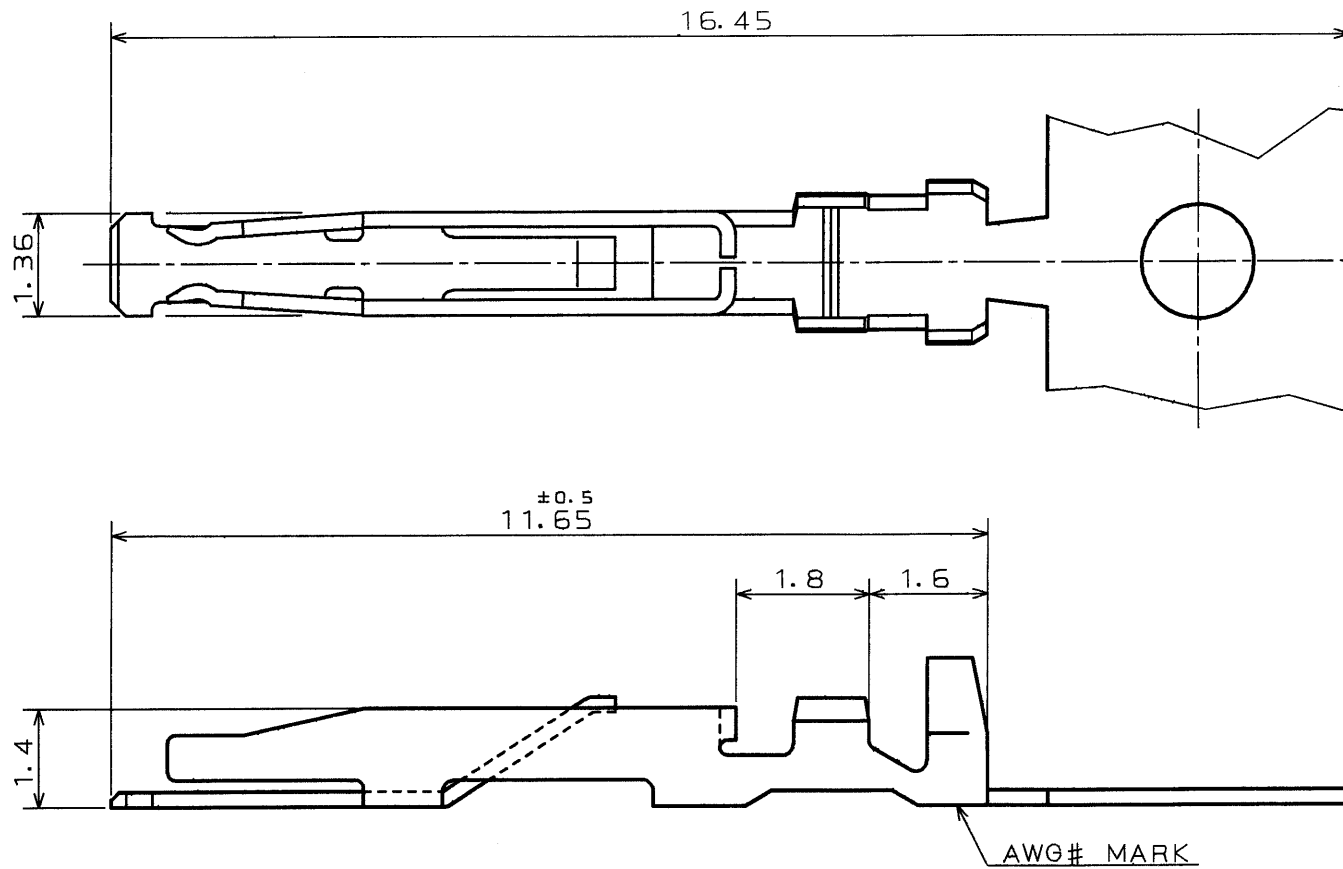


SJ021508-E

DWG. NO.

SYM	DCN NO.	DESCRIPTION	DATE	DRAWN	CHECKED	APP' D	APP' D



DESCRIPTION	APPLICABLE WIRE		AWG# MARK
	WIRE SIZE	OUTER DIA. OF INSUL.	
D02-22-22S-10000	AWG#22~24	1.3 <sup>DIA.</sup> MAX.	22
D02-22-26S-10000	AWG#26~28	1.1 <sup>DIA.</sup> MAX.	26

NOTE 1. CONTACT TO BE SUPPLIED IN REELED FORM.  
 (10,000 CONTACT/REEL)  
 2. NUMBER OF CONTACTS TO BE SHOWN ON THIS PORTION.  
 3. LABEL SHOWING PART NUMBER & Q' TY TO BE PUT ON THIS PORTION.

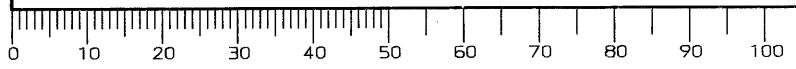
ITEM	DESCRIPTION	Q' TY	MATERIAL	FINISH	REMARKS
3	SOCKET CONTACT	10000	COPPER ALLOY	GOLD OVER NICKEL	
2	PAPER TAPE	1	PAPER		
1	MAGAZINE	1	PAPER		

REFERENCE DOCUMENT JACS-3050-2	DATE 30. OCT. '90	SCALE 10:1	<b>JAE-CONNECTOR ROOM</b> Reference Only  MUSASHINO, AKISHIMA-SHI TOKYO, JAPAN
MATERIAL	DRAWN H. KATO	TITLE D02-22-22S-10000 D02-22-26S-10000	
TREATMENT	CHECKED O. OTSUKA	SERIES D02	
FINISH	APP' D <i>Y. NISHINO</i>	DWG. NO. SJ021508-E	

DIMENSIONS ARE IN MILLIMETERS  
 TOLERANCES ON: (INCHES)

DIMENSION	ANGLES	CONCENTRICITY
. ± 0.3	X° ±	WITHIN T. I. R.
.X ± 0.3	X°X' ±	
.XX ±		
.XXX ±		

DCF-116A



SIZE A3 CDS-1201