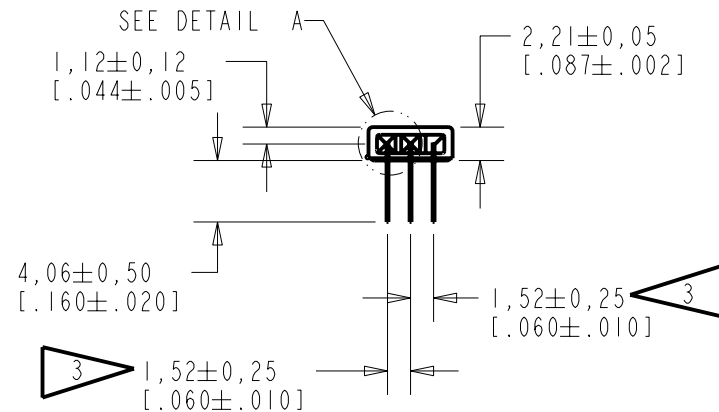
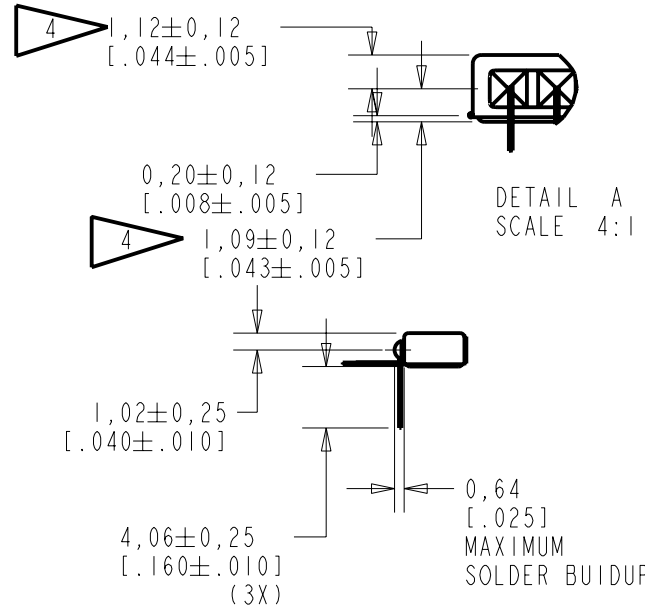
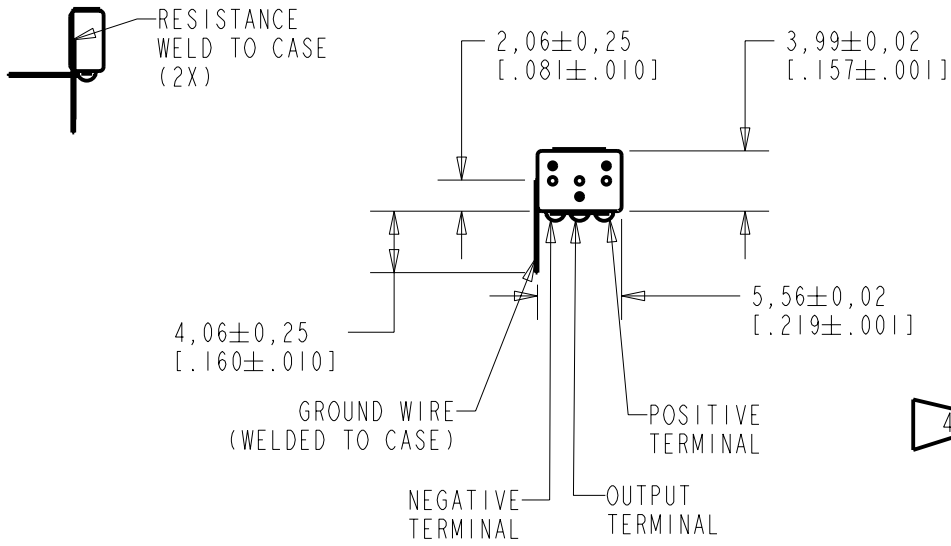


NOTE:

1. INCREASED PRESSURE AT THE SOUND INLET CAUSES A POSITIVE GOING VOLTAGE TO APPEAR AT THE OUTPUT TERMINAL, RELATIVE TO THE NEGATIVE TERMINAL.
2. WIRES MAY BE CURVED WITH ENDS 0,64 [.025] MAXIMUM AWAY FROM NORMAL, BUT NOT KINKED.

- 3 DIMENSIONS AT EXIT FROM SOLDER.
- 4 LOCATED FROM TWO SURFACES FOR CUSTOMER CONVENIENCE. ONLY APPLICABLE FROM ONE SURFACE, NOT TO BE USED TOGETHER.



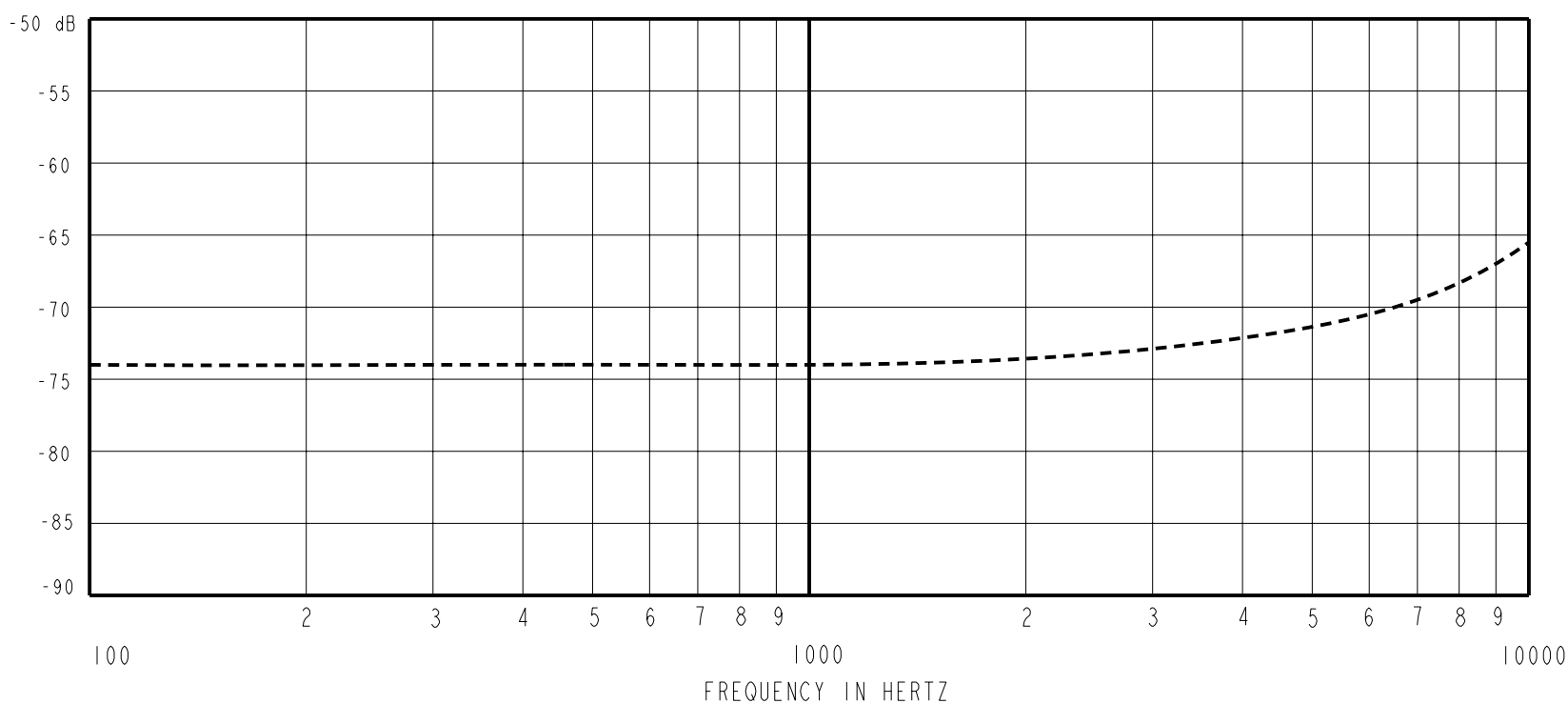
NOMINAL WEIGHT  
.4 GRAMS

DIMENSIONS IN MILLIMETERS [INCHES]

Revision	C.O. #	Implementation Date	RELEASE LEVEL	REVISION
A	MI0101516	7-12-07	Released	A
SCALE: 2:1			DR. BY: LSY	DATE: 7-12-07
DO NOT SCALE DRAWING			CK. BY: GJP	DATE: 7-16-07
TITLE: MICROPHONE & CABLE		WP-30113-P03	APP. BY: GJP	DATE: 7-16-07
OUTLINE DRAWING		SHT 1.1		

**KNOWLES ELECTRONICS**  
ITASCA, ILLINOIS U.S.A.

SENSITIVITY IN dB RELATIVE TO 1.0 VOLT/0.1 Pa (N/M<sup>2</sup>)  
FOR CONDITIONS SHOWN BELOW.

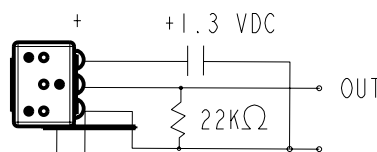


FREQUENCY	SENSITIVITY			DEVICE CONFORMITY	
	MIN.	NOM.	MAX.	RANGE OF DEVIATION FROM 1KHz	
100	---	-74.0	---	-4.0	+4.0
1000	-77.0	-74.0	-71.0	0.0	0.0
10000	---	-65.5	---	-4.5	-12.5

NOTES:

1. ALL TEST DATA TAKEN WITH TEST CIRCUIT SHOWN BELOW.
2. CASE CONNECTED TO NEGATIVE TERMINAL USING EXTERNAL JUMPER WIRE.
3. MICROPHONE TO BE FUNCTIONAL WITH 10 VDC SUPPLY.
4. CONFORMS TO REQUIREMENTS SHOWN ON 'ELECTRET MICROPHONE ENVIRONMENTAL QUALIFICATIONS TEST, EK-PA SHEET 2.2' WITH REF. FREQ. OF 1000 Hz.
5. TYPICAL SENSITIVITY TO HUMIDITY AT 1000 Hz IS 0.02 dB/%RH.
6. SENSITIVITY AND NOISE VALUES INDICATED ON THIS SPECIFICATION ARE VALID AT 50% HUMIDITY.

PORT LOCATION	DC SUPPLY	AMPLIFIER CURRENT DRAIN	SENSITIVITY CHANGE ON REDUCING SUPPLY TO 0.9VDC	"A" WEIGHTED NOISE (1 kHz EQUIV. SPL)
KA	1.3V	50uA MAX.	4.0 dB MAX.	40.0 dB MAX.



TEST CIRCUIT

Revision	C.O. #	Implementation Date	RELEASE LEVEL	REVISION
			Released	A
A	MI0101516	7-12-07		
WHEN TEST LIMITS ARE USED TO ESTABLISH INCOMING INSPECTION ACCEPTANCE/REJECTION CRITERIA, CORRELATION OF TEST EQUIPMENT WITH KNOWLES IS ALSO REQUIRED FOR ELIMINATION OF EQUIPMENT AND TEST METHOD VARIATION			DR. BY	DATE
TITLE: RECEIVER PERFORMANCE SPECIFICATION			LSY	7-12-07
			WP-30113-P03	
			CK. BY	DATE
			APP. BY	DATE

**KNOWLES ELECTRONICS**  
ITASCA, ILLINOIS U.S.A.

WP-30113-P03  
SHT 2.1