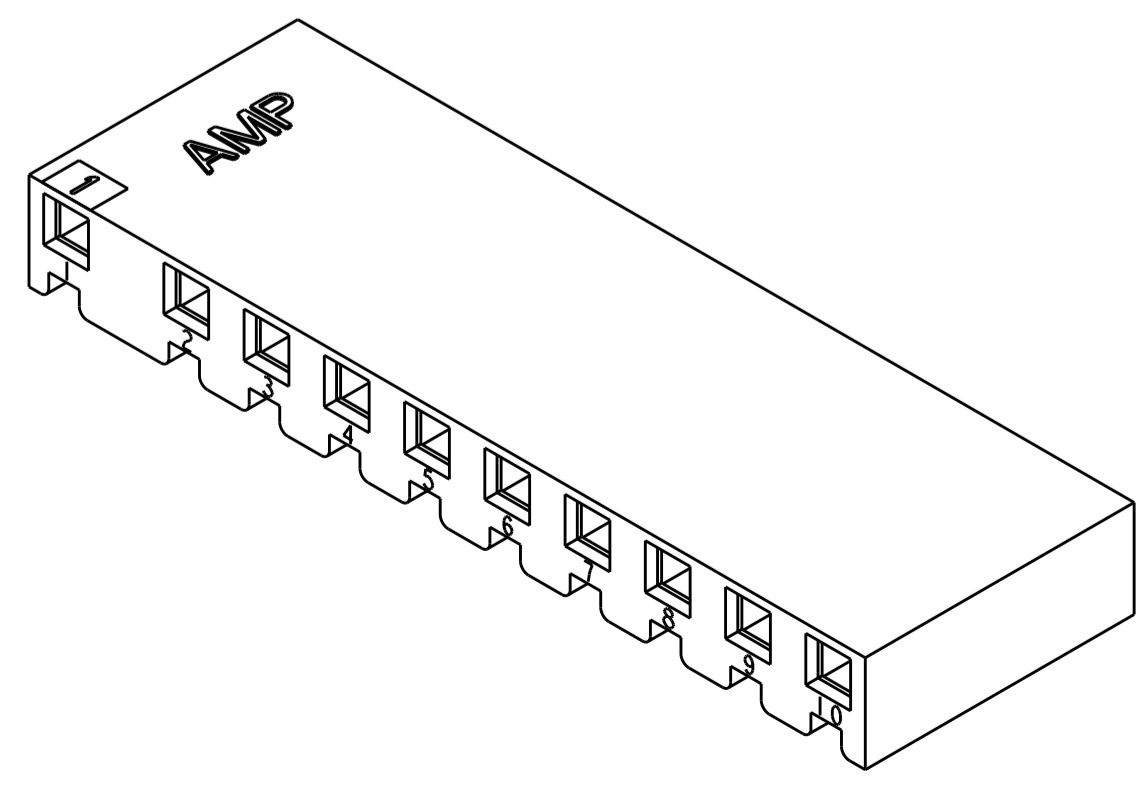
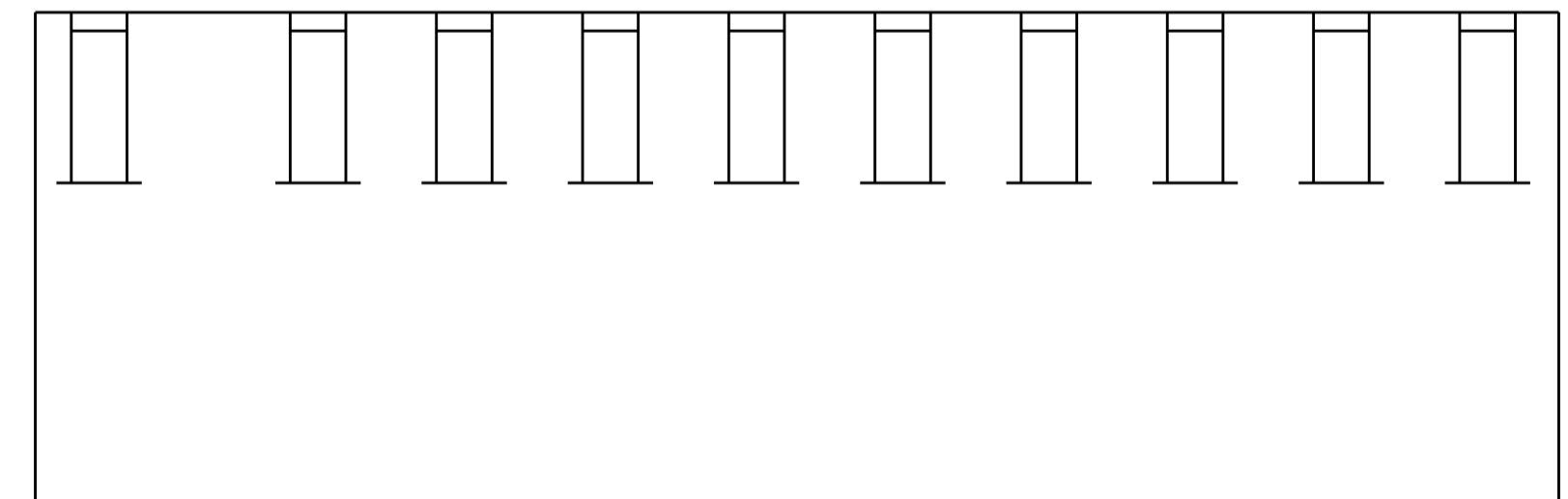
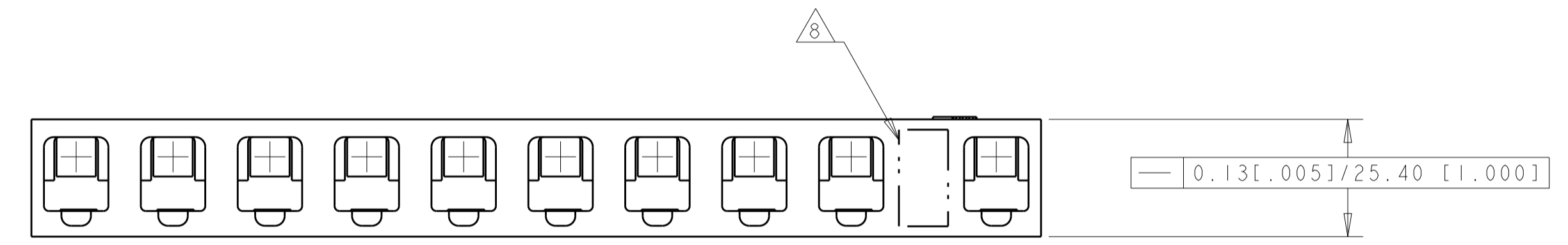
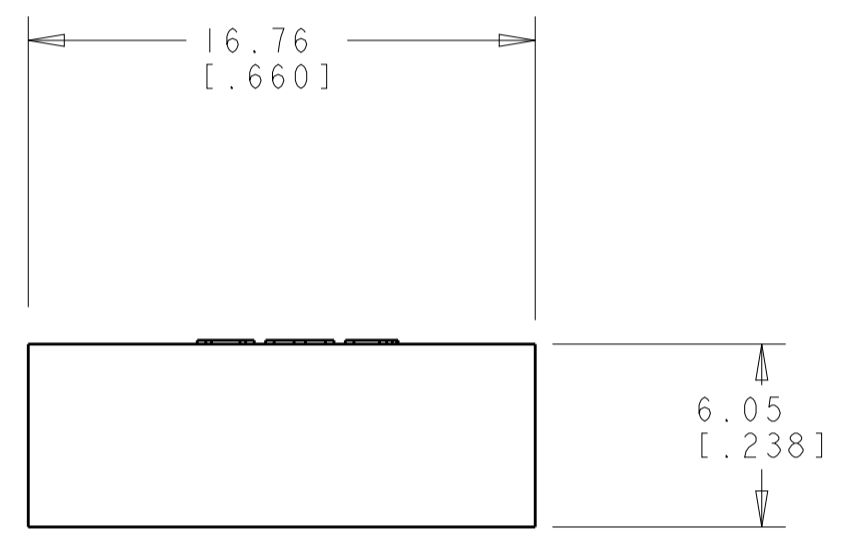
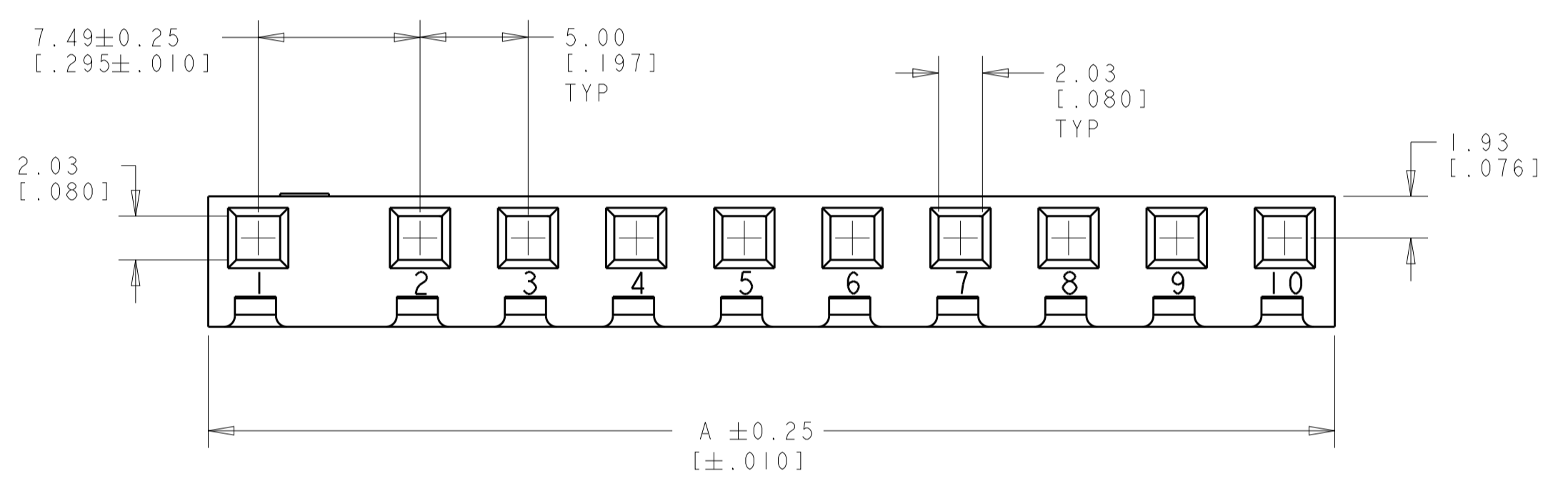


LOC	DIST	REVISIONS			
		REV	DATE	BY	APPD
CM	00	E	18JUN2013	KH	TM



- UNIT ACCEPTS 1.14 [.045] SQUARE OR ROUND POST.
- UNIT ACCEPTS STANDARD SL-156 CONTACTS.
- UNIT ACCEPTS KEYING PLUG 640254-1 AND KEYING PIN 640255-1.
- CIRCUIT I.D. NUMBER(S) TO BE LOCATED SEQUENTIALLY AS SHOWN OR ONLY NO. 1 CIRCUIT PLACED ON LOCKING RAMP.
- DIMENSION IN BRACKETS ARE IN INCHES.
- ACCEPTS UP TO 2.79 [.110] INSULATION WIRE.
- THIS HOUSING CANNOT BE USED WITH SL-156 HOODED CONTACT PART NUMBERS 770476-X.
- CORING BETWEEN CIRCUITS ALLOWABLE WHERE SHOWN AS NEEDED TO PREVENT SINK MARKS. MIN WALL THICKNESS BETWEEN CIRCUIT AND CORING TO BE 0.64 [.025].



3-DIMENSIONAL MODEL
SCALE 3:1

1-1744074-0 SHOWN

PRELIMINARY - NOT FOR PRODUCTION	0.215	57.15 [2.250]	11	1-1744074-1
	0.196	52.15 [2.053]	10	1-1744074-0
	VOLUME (IN ³)	DIM A	NO OF POSN	PART NUMBER

THIS DRAWING IS A CONTROLLED DOCUMENT.		DWN	R. WHITAKER	14MAR2005	
DIMENSIONS: mm [INCHES]		CHK	J. ELLIS	14MAR2005	
TOLERANCES UNLESS OTHERWISE SPECIFIED:		APVD	J. ELLIS	14MAR2005	
0 PLC ± 1 PLC ± 2 PLC ±0.13 [.005] 3 PLC ± 4 PLC ±		PRODUCT SPEC	NAME		
MATERIAL: NYLON, UL 94V-0 NATURAL FINISH: - ANGLES: 40°/30°		APPLICATION SPEC	HOUSING, WITH LOCKING RAMP, SL-156, FOR LARGE WIRE INSULATION, SPECIAL		
MATERIAL: NYLON, UL 94V-0 NATURAL		WEIGHT	SEE TABLE	A100779	RESTRICTED TO
CUSTOMER DRAWING		SCALE	4:1	SHEET 1 OF 1	REV E