

NOTES:

1. MATERIALS AND FINISHES:
 BODY, BUSHING, BRAID CLAMP, CLAMP NUT,
 LOCK WASHER, NUT-HEX - BRASS, NICKEL PLATING
 CONTACT - BeCu, SILVER PLATING
 INSULATORS - PTFE, NATURAL
 GASKET - SILICONE RUBBER, RED
2. ELECTRICAL:
 A. IMPEDANCE: 50 OHM
 B. FREQUENCY RANGE: DC - 4 GHz
 C. DIELECTRIC WITHSTANDING VOLTAGE: 1500 VRMS, MIN.
3. MECHANICAL:
 A. DURABILITY: 500 CYCLES MIN.
 B. TEMPERATURE RANGE: -40° C TO +85° C
4. CONTACT PIN TO SOLDER
5. PACKAGING:
 A. QUANTITY: SINGLE PACK
 B. MARKING: BAG TO BE MARKED
 "AMPHENOL RF, 86350, AND DATE CODE"

6. CABLE ASSEMBLY INSTRUCTIONS:

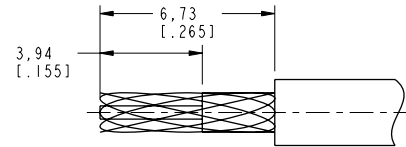
- A. PLACE NUT, WASHER AND GASKET (WITH 'V' GROOVE TOWARD OPEN END OF CABLE) OVER CABLE.
- B. TRIM TO RECOMMENDED STRIPPING DIMENSIONS.
- C. PULL BRAID WIRES FORWARD AND TAPER TOWARD CENTER CONDUCTOR. PLACE CLAMP OVER BRAID AND PUSH BACK AGAINST CABLE JACKET.
- D. FOLD BACK BRAID WIRES. SOLDER ON CONTACT.
- E. INSERT CABLE AND PARTS TO CONNECTOR BODY. MAKE SURE SHARP EDGE OF CLAMP SEATS PROPERLY IN GASKET. TIGHTEN NUT.

7 SHOWS CABLE ENTRY DIMENSIONS.

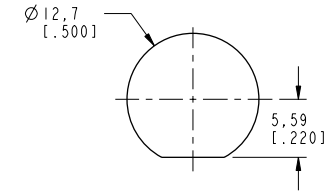
THIRD ANGLE PROJ.

REVISIONS

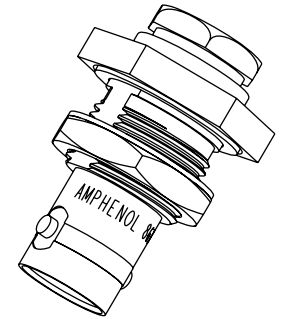
REV	DESCRIPTION	DATE	ECO	APPR
A2	SEE SHEET 1	24-Mar-03	--	NANCY
P	REDRAWN TO UPDATE FORMAT	23-Dec-08	47238	--
R	REDRAWN IN PRO-E	09-Jul-14	49949	SH



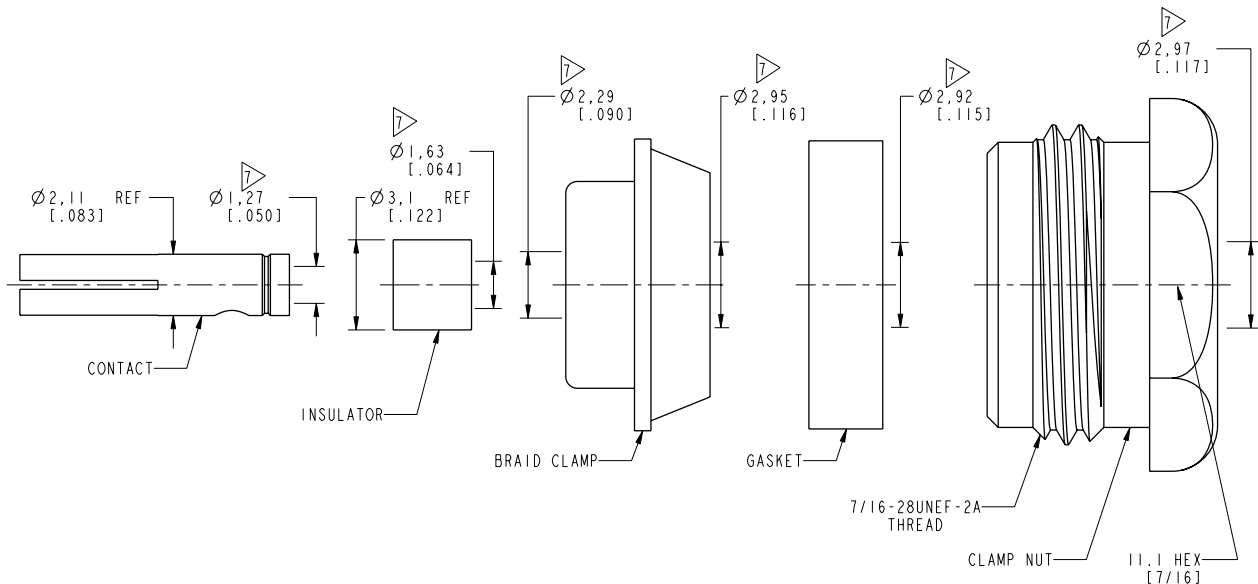
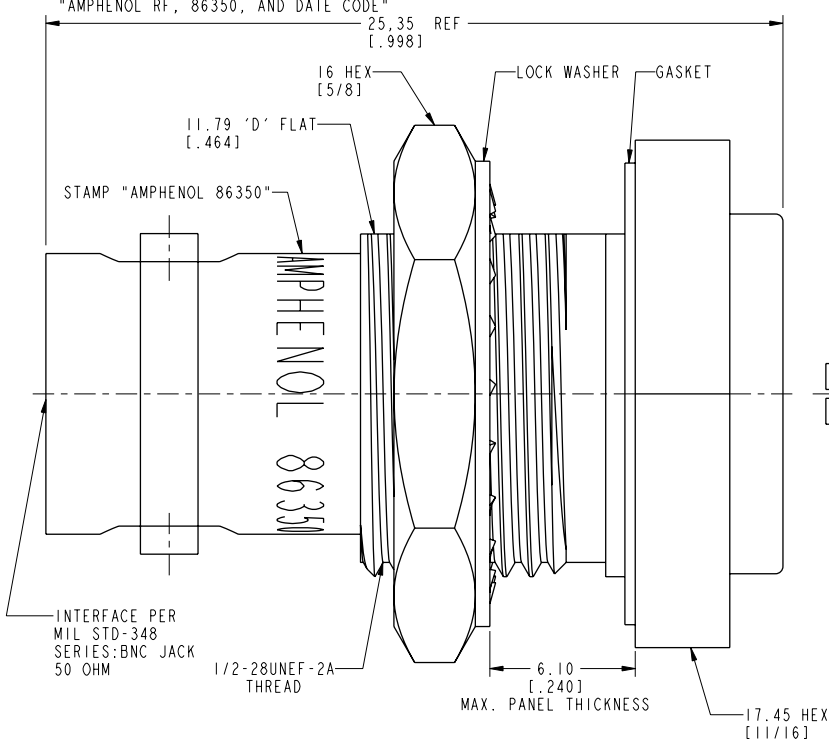
RECOMMENDED CABLE STRIPPING DIMENSIONS



RECOMMENDED MOUNTING HOLE DIMENSIONS



SCALE 2.000



CUSTOMER OUTLINE DRAWING
 ALL OTHER SHEETS ARE FOR INTERNAL USE ONLY

UNLESS OTHERWISE SPECIFIED, DIMENSIONS ARE IN METRIC AND TOLERANCES ARE: <0.5mm ±0.05mm 0.5 - 6mm ±0.1mm 6 - 30mm ±0.2mm 30 - 120mm ±0.3mm ANGLES ±1° NOTICE - These drawings, specifications, or other data (1) are, and remain the property of Amphenol Corp. (2) must be returned upon request; and (3) are confidential and not to be disclosed to any person other than those to whom they are given by Amphenol Corp. the furnishing of these drawings, specifications, or other data by Amphenol Corp., or to any other person to anyone for any purpose is not to be regarded by implication or otherwise in any manner licensing, granting rights to permitting such holder or any other person to manufacture, use or sell any product, process or design, patented or otherwise, that may in any way be related to or disclosed by said drawings, specifications, or other data.	MATERIAL	DRAWN	DATE	TITLE BNC STR BHD JACK "D" HOLE MOUNT FOR RG-188 A/U CABLE SCALE: 5.6:1.0 SHEET 2 OF 2 DWG SIZE B REV R	Amphenol RF www.amphenolrf.com
	SEE NOTES	M. DONG	01-Jul-14		
	REFERENCE EAR #	ENGINEER	NANCY	DATE	DRAWING NO. 86350
	CONFIGURATION LEVEL: □□□□	APPROVED	S.HSIEH	DATE	ITEM NO. 86350
FINISH			09-Jul-14	PART NO. 86350	