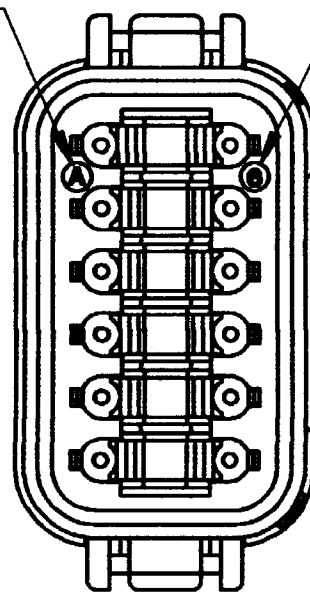
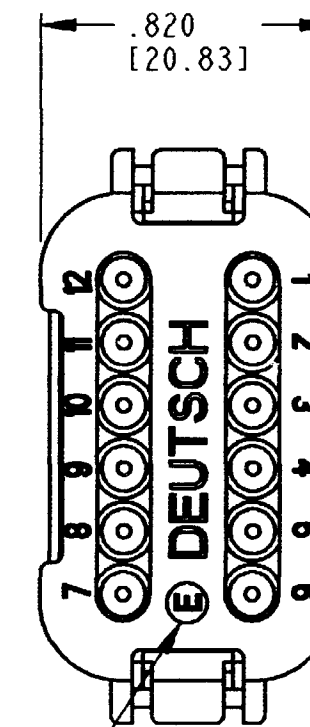
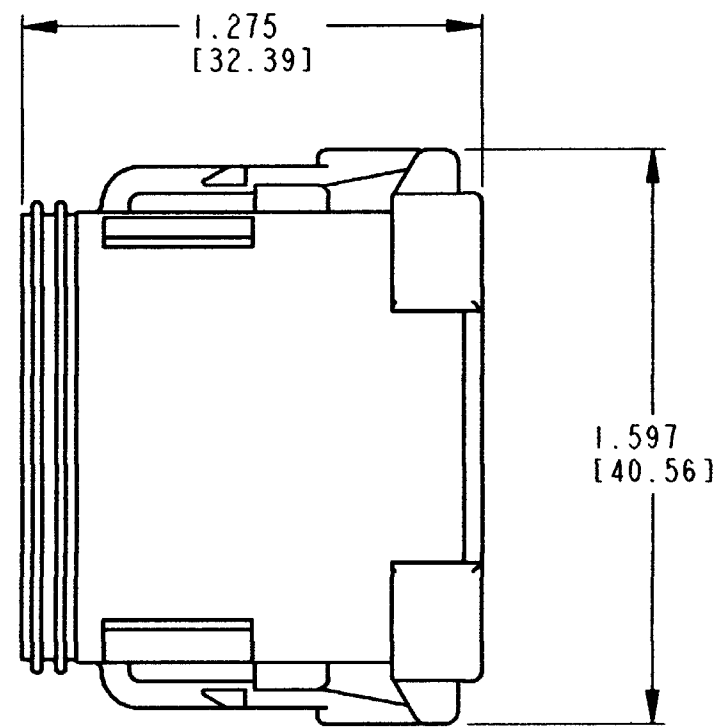


EX: A = JANUARY      EX: 6 = 2006



DATE CODE  
MONTH IS REPRESENTED BY SEQUENTIAL ALPHA CHARACTERS.  
YEAR IS REPRESENTED BY THE LAST NUMERICAL DIGIT.



-E- DESIGNATES REDUCED WIRE SEAL

REV DT06-12S\*-CE01  
NC

| REVISIONS |                             |         |          |
|-----------|-----------------------------|---------|----------|
| SYM       | DESCRIPTION                 | DATE    | APPROVED |
| NC        | NEW RELEASE PER E.O. P19569 | 7/17/07 | RDR      |
|           |                             |         |          |
|           |                             |         |          |

- 5. MATERIAL: SHELL: PLASTIC; SEAL: RUBBER.
- 4. THIS PLUG MATES WITH DT04-12P\*-\*\*\*\* (\*\*\*\* = ALL MODIFICATIONS, \* = KEY ARR.). CONSULT FACTORY FOR MODIFICATIONS.

3 FOR CONTACTS AND WIRE PERFORMANCE AND APPLICATION CHARACTERISTICS SEE ENVELOPE DRAWINGS 0425-015-0000 AND 0425-017-0000.

2. DIMENSIONS ARE ±.025[0.63] UNLESS OTHERWISE SPECIFIED.

1. DIMENSIONS ARE IN INCHES [MILLIMETERS].

NOTES:

| CONTACT SIZE | MIN. INSUL O.D. | MAX. INSUL O.D. | WIRE RANGE [mm <sup>2</sup> ] |
|--------------|-----------------|-----------------|-------------------------------|
| 16           | .053 [1.35]     | .120 [3.05]     | 14-20 AWG [2.0-0.5]           |

| SIGNATURE & DATE |                      |
|------------------|----------------------|
| DR               | R. MESSENGER 7/12/07 |
| CHK              | [Signature] 7/14/07  |
| PE               | R. Messenger 7/16/07 |
|                  |                      |
| APPD             | [Signature] 7/16/07  |
| SCALE            | NONE WT              |

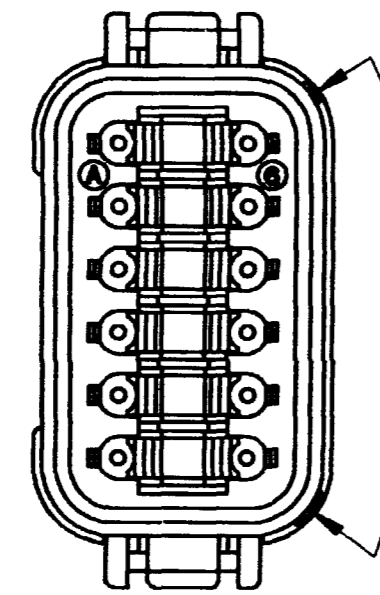
12 WAY PLUG  
REDUCED WIRE SEAL  
END CAP  
DT SERIES

ENVELOPE

|   |                         |
|---|-------------------------|
| EP                                      | MATL. CODE              |
| 3850 INDUSTRIAL AVE.<br>HEMET, CA 92545 |                         |
|   |                         |
| <b>B DT06-12S*-CE01</b>                 |                         |
| DWG SIZE                                | CODE 11139 SHEET 1 OF 2 |

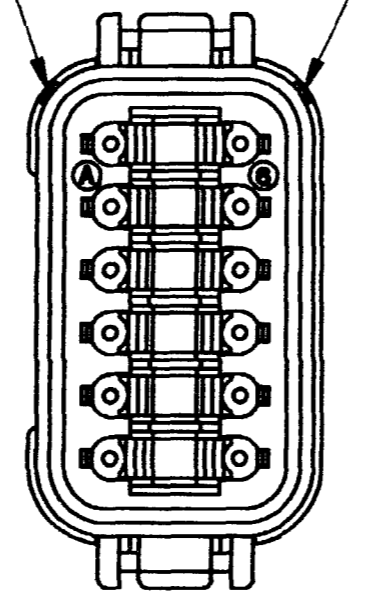
|           |                             |           |          |  |
|-----------|-----------------------------|-----------|----------|--|
| REV<br>NC | DT06-12S*-CE01              | REVISIONS |          |  |
| SYM       | DESCRIPTION                 | DATE      | APPROVED |  |
| NC        | NEW RELEASE PER E.O. P19569 | 7-17-07   | ROR      |  |
|           |                             |           |          |  |
|           |                             |           |          |  |

DT06-12SA-CE01  
KEY ARR. -A-  
COLOR: GRAY



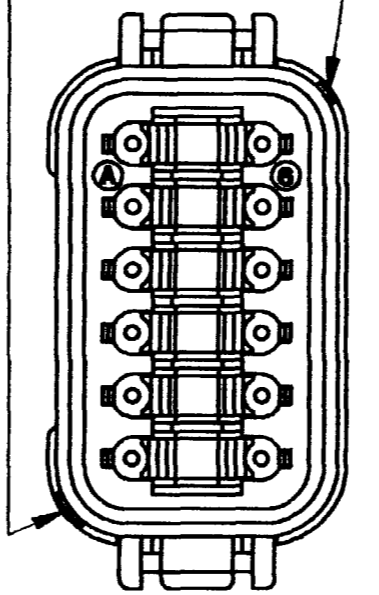
-A- KEYS

DT06-12SB-CE01  
KEY ARR. -B-  
COLOR: BLACK



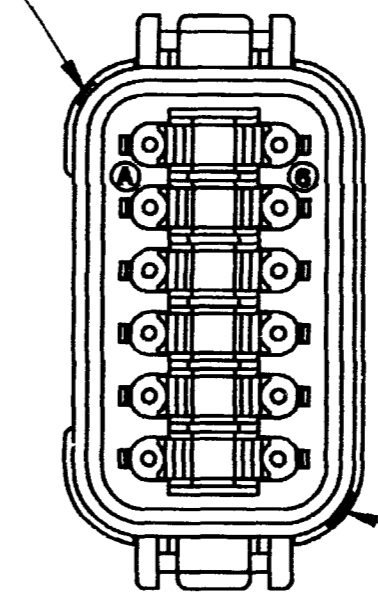
-B- KEYS

DT06-12SC-CE01  
KEY ARR. -C-  
COLOR: GREEN



-C- KEYS

DT06-12SD-CE01  
KEY ARR. -D-  
COLOR: BROWN



-D- KEYS

NOTES:

|                  |                      |
|------------------|----------------------|
| SIGNATURE & DATE |                      |
| DR               | R. MESSENGER 7/12/07 |
| CHK              | [Signature] 7/16/07  |
| PE               | R. Messenger 7/12/07 |
|                  |                      |
| APPD             | [Signature] 7/13/07  |
| SCALE            | NONE WT              |

12 WAY PLUG  
REDUCED WIRE SEAL  
END CAP  
DT SERIES  
  
ENVELOPE

|   |                         |
|---|-------------------------|
| EP  | MATL. CODE              |
| <b>The Deutsch Company</b><br>DEUTSCH I.P.D.<br>3850 INDUSTRIAL AVE.<br>HEMET, CALIF. 92545 |                         |
| <b>B</b>  | <b>DT06-12S*-CE01</b>   |
| DWG SIZE  | CODE 11139 SHEET 2 OF 2 |