

INTERCONNECTS

SERIES 453, 463, 473, 483 • 2,54 GRID WRAPOST • DOUBLE ROW STRIPS

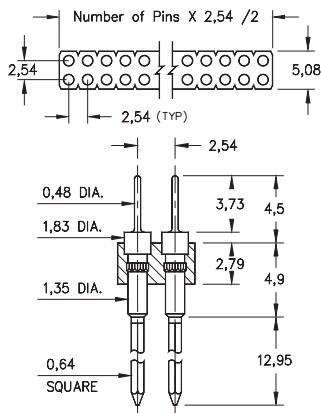


FIG. 1

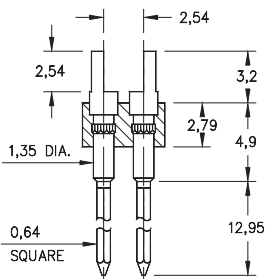


FIG. 2

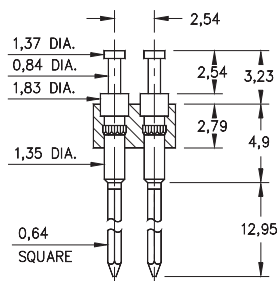


FIG. 3

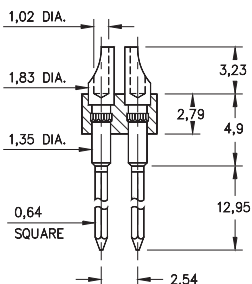



FIG. 4

- Series 453, 463, 473, and 483 double row header strips come in various styles (pin, slotted head, turret and solder cup) with wrapost tails

453...001 uses pin #5301
 463...001 uses pin #1106-3
 473...001 uses pin #0730-3
 483...001 uses pin #8301-3

See pages 227 and 228 for details

- Insulators are high temperature thermoplastic, suitable for all soldering operations



ORDERING INFORMATION

	Series 453...001	Pin / 3 Level Wrapost
FIG. 1	453-10-2	-00-001000 Specify number of pins 04-64
FIG. 2	Series 463...001	Slotted Head / 3 Level Wrapost
	463-XX-2	-00-001000 Specify number of pins 02-64
FIG. 3	Series 473...001	Turret / 3 Level Wrapost
	473-XX-2	-00-001000 Specify number of pins 04-64
FIG. 4	Series 483...001	Solder Cup / 3 Level Wrapost
	483-XX-2	-00-001000 Specify number of pins 02-64



XX=Plating Code
See Below

For
Electrical, Mechanical
& Environmental Data,
See page 264

SPECIFY PLATING CODE XX=	10	90	40	
Pin Plating 	0,25µm Au	5,08µm Sn/Pb	5,08µm Sn	

