

Power Choke Coil

Series: **PCC-F126F (N6)**

Thin, compact and high power



■ Features

- High power (I_{sat} 20 A /100 °C)
- Thin profile (5.7 mm height)/SMD
- Low leakage flux
- RoHS compliant

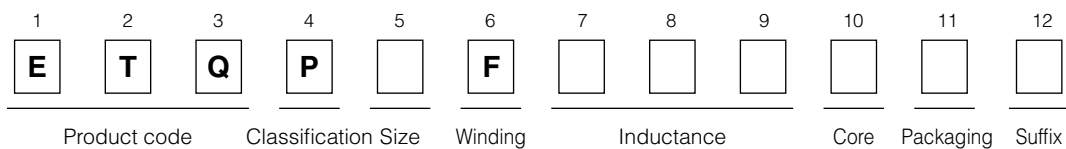
■ Recommended Applications

- DC-DC converter for driving PCs at high speed
- On-board power supply module for DC-DC converters (10 to 40 W)

■ Standard Packing Quantity

- 500 pcs./Reel

■ Explanation of Part Numbers



■ Standard Parts

Parts No.	Type	Initial inductance at 25 °C		Inductance at flat point at 25 °C		Saturation current		Heat current ΔT=40 °C I _o (A)	DC resistance at 20 °C R _{dc} (mΩ)
		L ₀ (μH)	Tol. (%)	L ₁ (μH)	Tol. (%)	at 25 °C	at 100 °C		
						min.	min.	max.	
ETQP6F1R2HFA	HL	2.3	±30	1.2	±30	14.3	11.7	14.2	2.24
ETQP6F2R0HFA		3.5		2.0		10.7	8.7	12.5	3.30
ETQP6F3R2HFA		4.8	±25	3.2	±25	8.6	7.1	10.8	4.92
ETQP6F4R6HFA		6.6		4.6		7.3	6.0	9.3	6.48
ETQP6F6R4HFA		8.3		6.4		6.2	5.2	7.9	8.64
ETQP6F8R2HFA		10.4		8.2		6.0	5.0	7.2	10.90
ETQP6F102HFA		12.5		10.2		4.7	4.0	6.5	13.30
ETQP6F1R0SFA	SP	1.9	±30	1.0	±30	19.4	15.4	14.2	2.24
ETQP6F1R6SFA		2.8		1.6		14.9	12.2	12.5	3.30
ETQP6F2R5SFA		3.6		2.5		11.3	9.3	10.8	4.92
ETQP6F3R5SFA		4.9		3.5		9.5	8.0	9.3	6.48
ETQP6F0R8LFA	LB	1.8	±30	0.8	±30	25.2	20.0	14.2	2.24
ETQP6F1R3LFA		2.5		1.3		18.6	15.8	12.5	3.30
ETQP6F2R0LFA		3.1		2.0		15.1	12.1	10.8	4.92
ETQP6F2R9LFA		4.1		2.9		12.0	10.0	9.3	6.48
ETQP6F4R1LFA		5.0		4.1		10.8	8.7	7.9	8.64

(Note1) Inductance is measured at 100 kHz

(Note2) For definitions of L₀ & L₁ please see the next page

(Note3) Saturation current (I_{sat}) is the current value that inductance (L₁) decreases to 80 % of initial value.

(Note4) Heat current (I_o) is the actual value of the current at which the temperature rise of the coil becomes 40 dc from its initial (ambient temperature) value.
The case temperature of the power choke coil is determined by the ambient temperature plus the heat generated by the operating current.

Figure 1: L_0, L_1 : Definition

DC Bias Characteristic

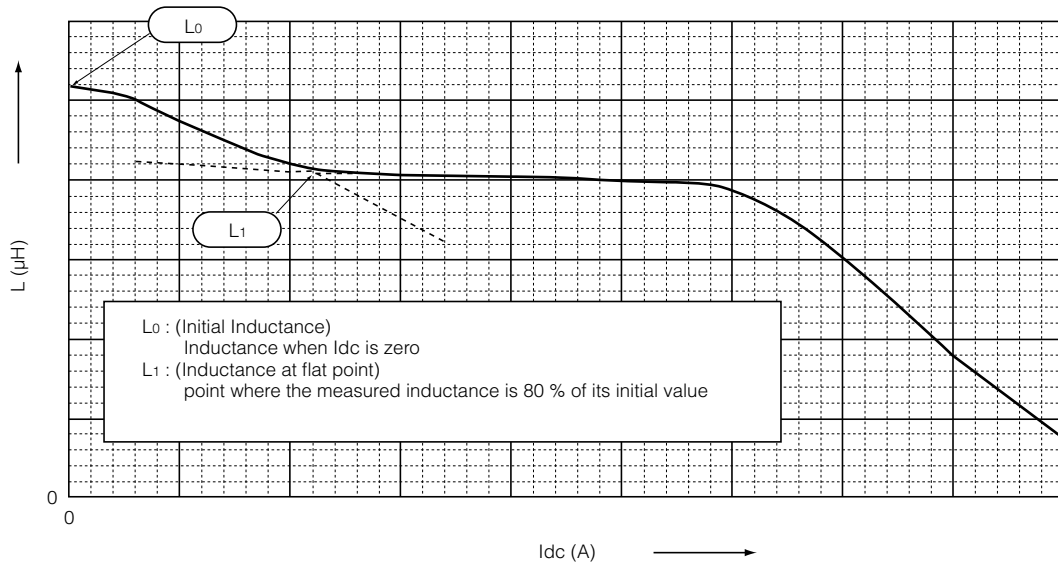
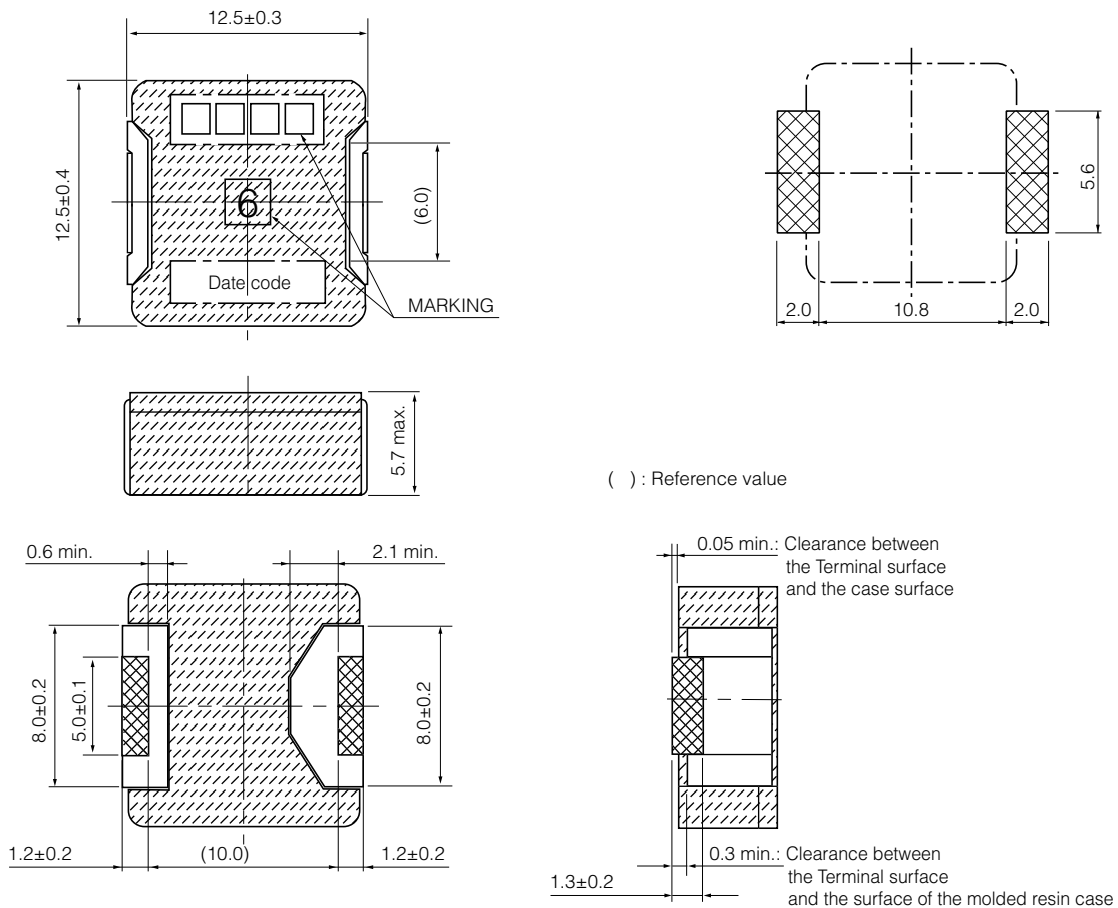


Figure 2: Dimensions in mm (not to scale)

Recommended Land Pattern in mm (not to scale)



Packaging Methods, Soldering Conditions and Safety Precautions (Power Choke Coils for Consumer use)

Please see Data Files