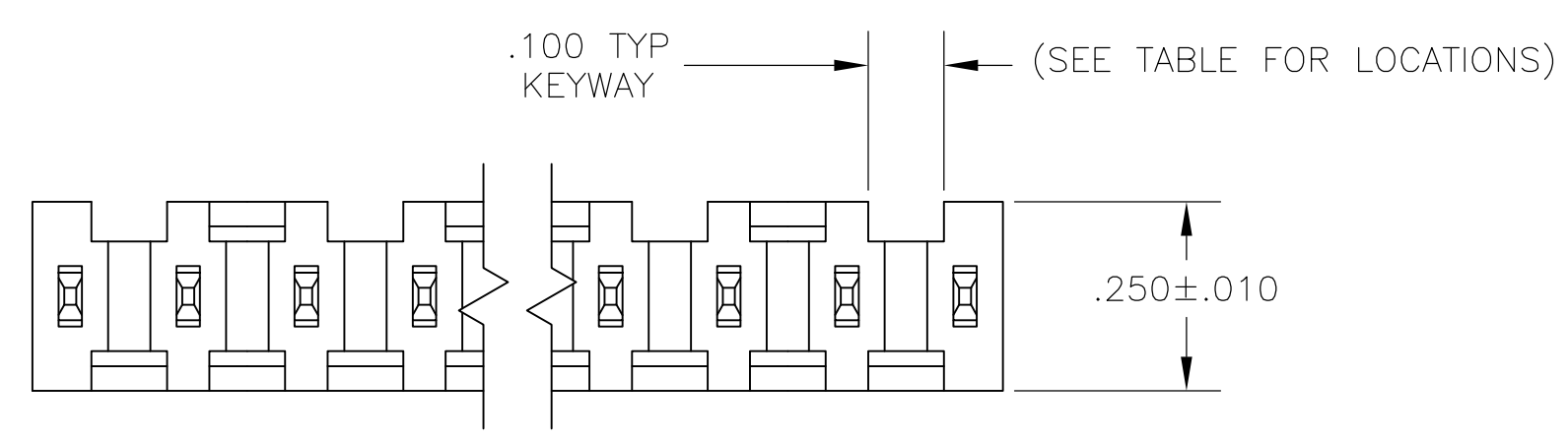
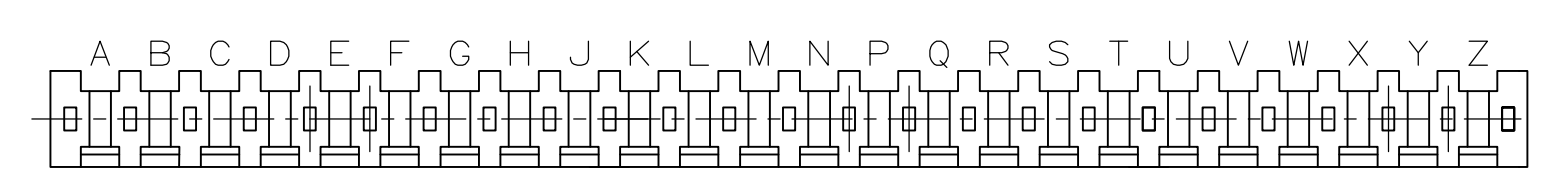
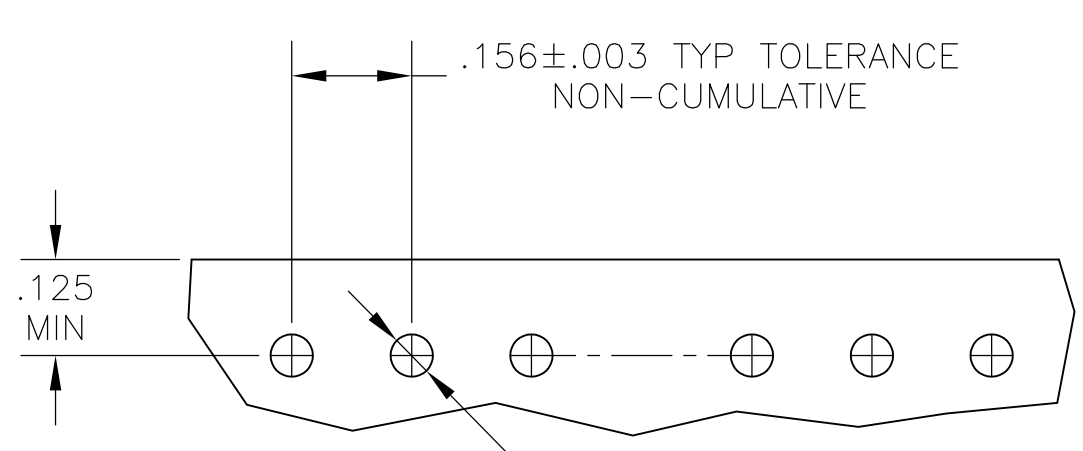
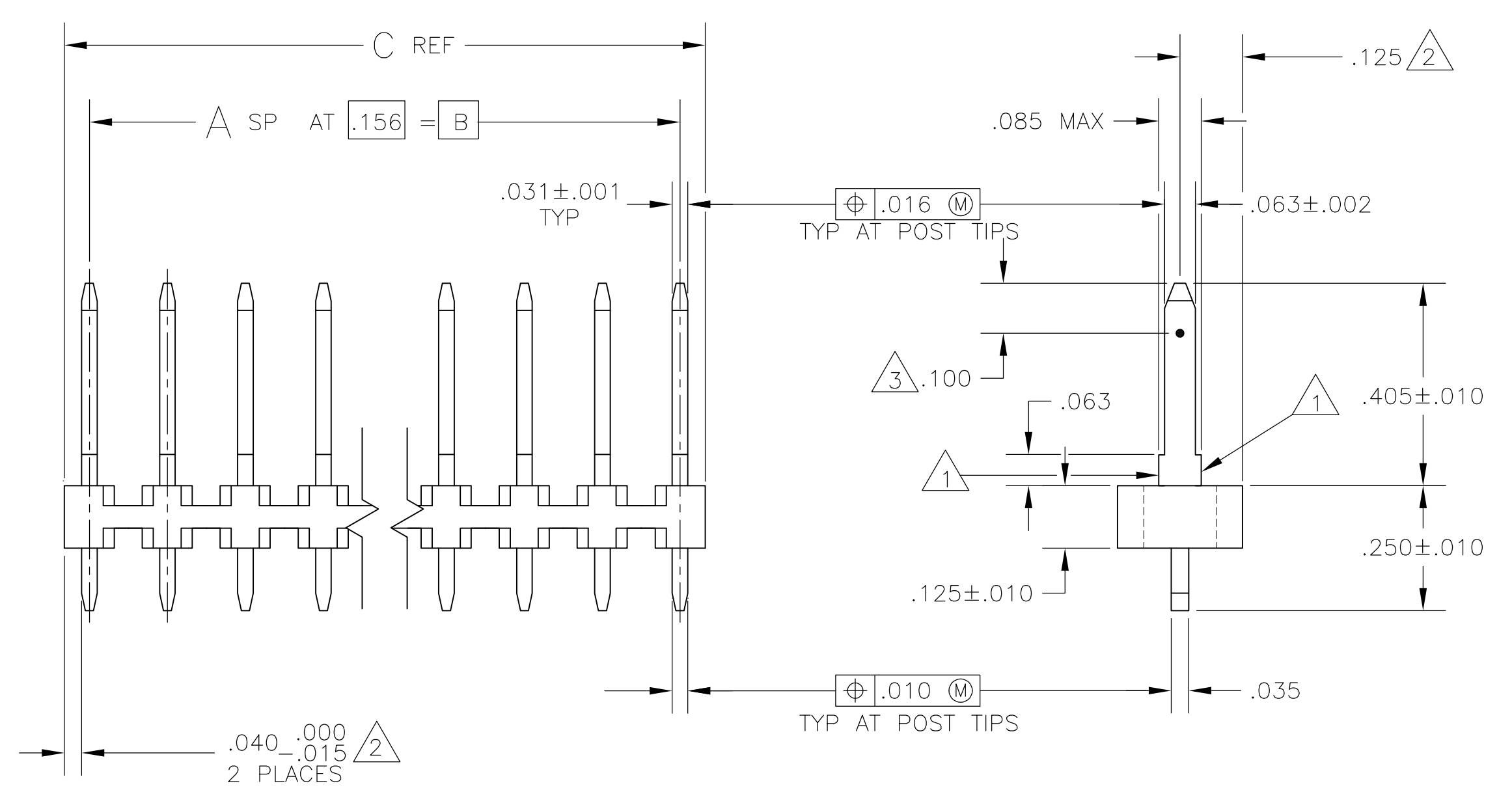


LOC		DIST		REVISIONS			
P	LTR	DESCRIPTION	DATE	DN	APVD		
L1		REVISED PER ECO-10-000443	11JAN10	KK	AEG		



- 1 THESE SURFACES WILL NOT BE PLATED
- 2 THE NOTED DIMENSIONS APPLY AT THE INTERSECTION OF THE POST AND THE HOUSING
- 3 POINT OF MEASUREMENT FOR PLATING THICKNESS
- 4 OBSOLETE PARTS: OBSOLETE CIS STREAMLINING PER D.RENAUD/D.SINISI



KEYWAY LOCATIONS (REF-SEE TABLE)  
 (MATING LENGTH OF POST ON NEAR SIDE)  
 SCALE: 2:1

KEYWAY LOCATIONS	NO OF KEYWAY	C	B	A	NO OF POSN	ASSEMBLY PART NUMBER	
OBSOLETE	NONE	NONE	5.415	5.304	34	35	-3-87633-6
OBSOLETE	NONE	NONE	5.259	5.148	33	34	-3-87633-5
OBSOLETE	NONE	NONE	5.103	4.992	32	33	-3-87633-4
OBSOLETE	NONE	NONE	4.947	4.836	31	32	-3-87633-3
OBSOLETE	NONE	NONE	4.791	4.680	30	31	-3-87633-2
OBSOLETE	NONE	NONE	4.635	4.524	29	30	-3-87633-1
OBSOLETE	NONE	NONE	4.479	4.368	28	29	-3-87633-0
OBSOLETE	NONE	NONE	4.323	4.212	27	28	-2-87633-9
OBSOLETE	NONE	NONE	4.167	4.056	26	27	-2-87633-8
OBSOLETE	NONE	NONE	4.011	3.900	25	26	-2-87633-7
OBSOLETE	NONE	NONE	1.111	-	-	1	-2-87633-6
OBSOLETE	A,C,E,H,K,M,Q,S,U,W,Y	11	3.855	3.744	24	25	-2-87633-5
	A,C,E,G,J,L,N,Q,S,U,W,Y	12	3.699	3.588	23	24	-2-87633-4
	A,D,G,K,N,R,U,X	8	3.543	3.432	22	23	-2-87633-3
	A,C,E,G,J,L,N,Q,S,U,W	11	3.387	3.276	21	22	-2-87633-2
	A,D,G,K,N,R,U	7	3.231	3.120	20	21	-2-87247-1
	A,C,E,G,J,L,N,Q,S,U	10	3.075	2.964	19	20	-2-87633-0
OBSOLETE	B,D,F,J,L,N,Q,S	8	2.919	2.808	18	19	1-87633-9
	A,D,F,J,M,P,S	7	2.763	2.652	17	18	1-87633-8
	A,D,G,K,N,R	6	2.607	2.496	16	17	1-87633-7
OBSOLETE	A,C,E,G,J,L,N,Q	8	2.451	2.340	15	16	1-87633-6
	A,D,G,K,N	5	2.295	2.184	14	15	1-87633-5
OBSOLETE	A,C,E,G,J,L,N	7	2.139	2.028	13	14	1-87633-4
	A,D,J,M	4	1.983	1.872	12	13	1-87633-3
OBSOLETE	A,C,E,G,J,L	6	1.827	1.716	11	12	1-87633-2
	A,D,G,K	4	1.671	1.560	10	11	1-87633-1
OBSOLETE	A,C,E,G,J	5	1.515	1.404	9	10	1-87633-0
	A,D,G	3	1.359	1.248	8	9	87633-9
OBSOLETE	A,C,E,G	4	1.203	1.092	7	8	87633-8
	A,C,E	3	1.047	.936	6	7	-87633-7
OBSOLETE	A,C,E	3	.891	.780	5	6	87633-6
	A,D	2	.735	.624	4	5	87633-5
OBSOLETE	A,C	2	.579	.468	3	4	87633-4
	A	1	.423	.312	2	3	87633-3
OBSOLETE	A	1	.267	.156	1	2	-87633-2

THIS DRAWING IS A CONTROLLED DOCUMENT.

DIMENSIONS: INCHES	TOLERANCES UNLESS OTHERWISE SPECIFIED:	DIN L A MAYER 07JAN87	Tyco Electronics Corporation Harrisburg, Pa 17105-3608
0 PLC ± -	1 PLC ± -	CHK F HUBBEN 11FEB87	
2 PLC ± -	3 PLC ± .005	APVD F HUBBEN 11FEB87	NAME: HEADER ASSEMBLY, MOD I, VERTICAL, SINGLE ROW, .156
4 PLC ± -	ANGLES ± -	PRODUCT SPEC 108-25016	
MATERIAL: HOUSING - FLAME RETARDANT THERMOPLASTIC, COLOR-BLACK, POSTS - BRASS	FINISH: .00015 GOLD IN CONTACT AREA, GOLD FLASH ON REMAINDER OF POST ALL OVER, .000050 GOLD	WEIGHT: -	RESTRICTED TO: -

SIZE: A1 CAGE CODE: - DRAWING NO: 87633 WEIGHT: - SCALE: 4:1 SHEET 1 OF 1 REV L1