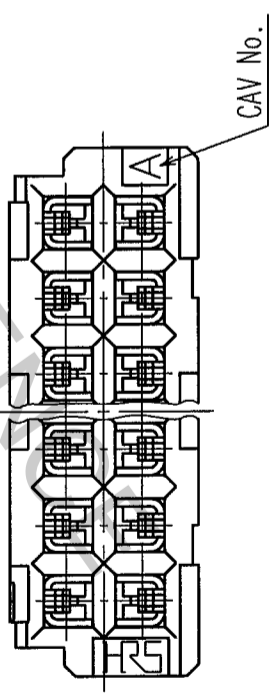
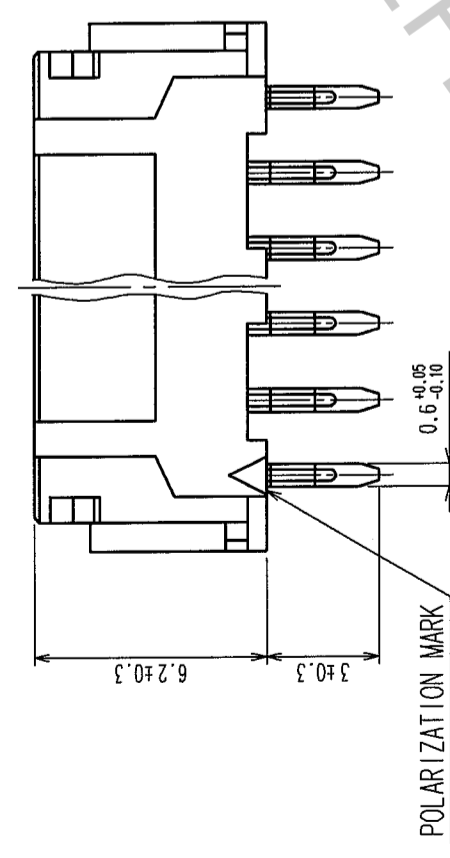
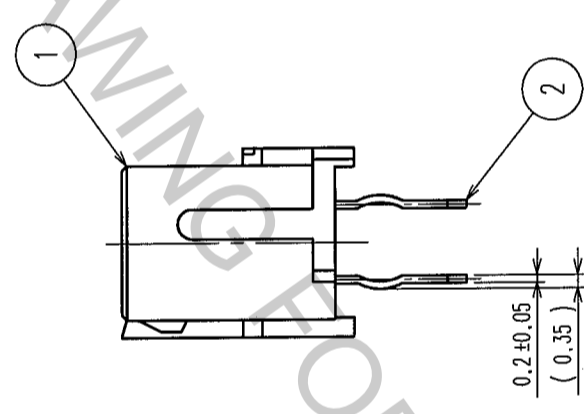
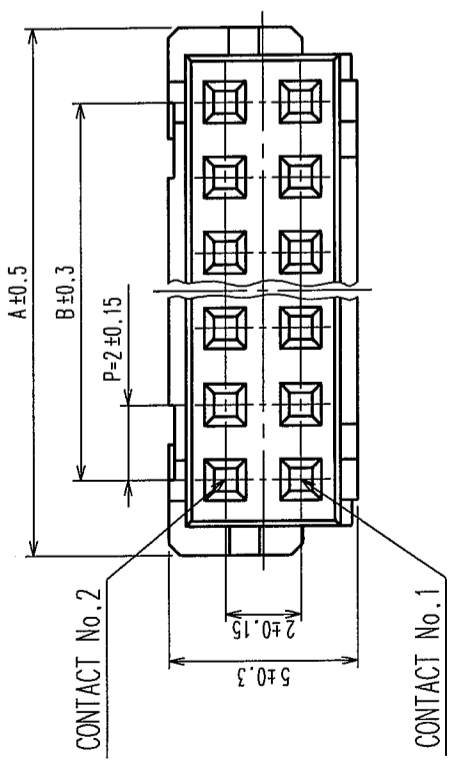


COUNT	DESCRIPTION OF REVISIONS	BY	CHKD	DATE	COUNT	DESCRIPTION OF REVISIONS	BY	CHKD	DATE



CODE No.	PART No.	NUMBER OF CONTACT	A	B
543-0553-9-06	DF11-6DS-2DSA(06)	6	8.0	4.0
543-0554-1-06	DF11-8DS-2DSA(06)	8	10.0	6.0
543-0555-4-06	DF11-10DS-2DSA(06)	10	12.0	8.0
543-0556-7-06	DF11-12DS-2DSA(06)	12	14.0	10.0
543-0557-0-06	DF11-14DS-2DSA(06)	14	16.0	12.0
543-0558-2-06	DF11-16DS-2DSA(06)	16	18.0	14.0
543-0559-5-06	DF11-18DS-2DSA(06)	18	20.0	16.0
543-0560-4-06	DF11-20DS-2DSA(06)	20	22.0	18.0
543-0561-7-06	DF11-22DS-2DSA(06)	22	24.0	20.0
543-0562-0-06	DF11-24DS-2DSA(06)	24	26.0	22.0
543-0563-2-06	DF11-26DS-2DSA(06)	26	28.0	24.0
543-0564-5-06	DF11-28DS-2DSA(06)	28	30.0	26.0
543-0565-8-06	DF11-30DS-2DSA(06)	30	32.0	28.0
543-0566-0-06	DF11-32DS-2DSA(06)	32	34.0	30.0

NOTES 1:RECOMMENDED PC BOARD HOLE DIAMETER $\phi 0.8^{+0.1}_{-0}$
 2:THE DIMENSION OF PROSITY OF KINK $\phi 0.8^{+0.05}_{-0}$

NO.	MATERIAL	FINISH, REMARKS	NO.	MATERIAL	FINISH, REMARKS
1	POLYAMIDE	UL94V-0, BLACK	2	BRASS	CONTACT AREA:GOLD PLATED $0.2 \mu\text{m min}$ LEAD AREA:TIN PLATED $2 \mu\text{m min}$ UNDER PLATING:NICKEL PLATED $1 \mu\text{m min}$

DRAWN	DESIGNED	CHECKED	APPROVED	RELEASED
F. Matsuki '04.03.30	<i>A. Imehara</i> '04.03.30	<i>T. Miyazaki</i> '04.03.30	<i>J. Omi</i> '04.03.31	

SCALE 5 : 1	DRAWING NO. EDC3-162401-02	PART NO. DF11-*DS-2DSA(06)
UNITS mm	HIRESE ELECTRIC CO., LTD	CODE NO. CL543-

TO