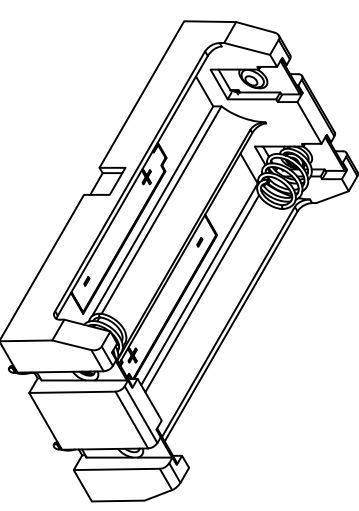
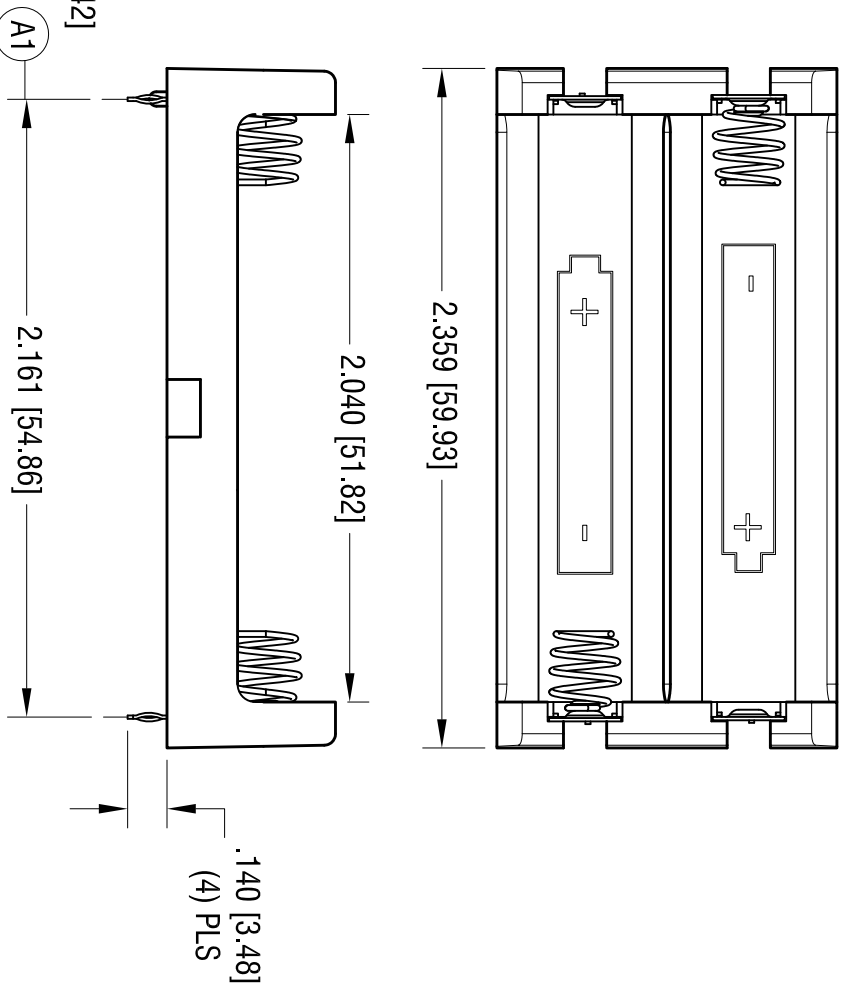
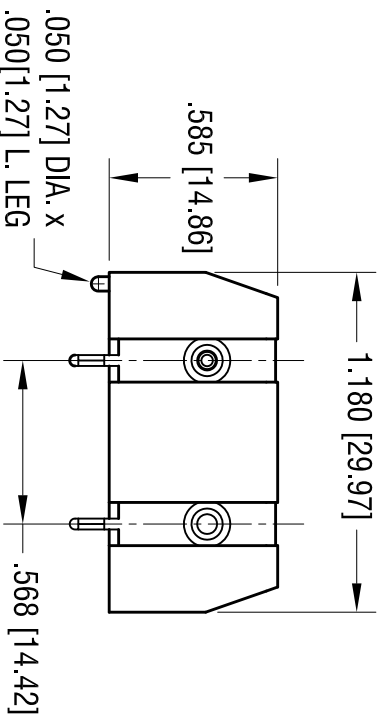
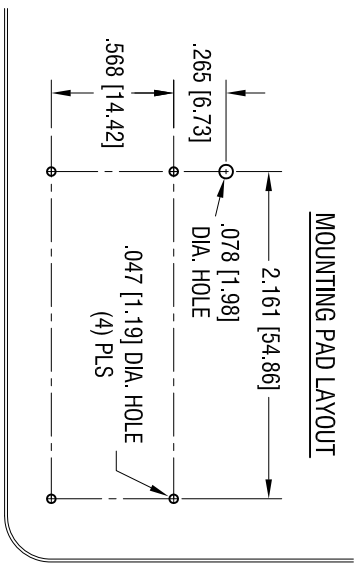


MOUNTING PAD LAYOUT



DATE	DESCRIPTION	REV.
1.23.17	CHANGE AS PER ECN 17-009	A
	(A) WAS 2.145 [54.48]	

NOTE:

- 1. BASE:  
MAT'L: HEAT RESISTANCE NYLON  
STANYL 46 OR EQUIVALENT
- 2. CONTACTS:  
MAT'L: BASE-.012 [0.30] THK STAINLESS STEEL  
SPRING-.020 [0.50] DIA. MUSIC WIRE  
FINISH: NICKEL PLATE.

**KEYSTONE ELECTRONICS CORP.**

www.keystec.com • ASTORIA, N.Y. 11105-2017 • Tel (718) 956-8900

PART NAME

THM BATTERY HOLDER, (2) AA

MATERIAL

AS NOTED

FINISH

AS NOTED

TOLERANCES	INCH	[MM]	CODE	DWG NO.
DECIMAL	± .010	[± 0.25]	C	1089
ANGULAR	± 1°			

THIS DOCUMENT IS THE PROPERTY OF KEYSTONE ELECTRONICS CORP. AND SHALL NOT BE REPRODUCED, DISTRIBUTED OR USED AS A BASIS FOR MANUFACTURE WITHOUT PRIOR WRITTEN PERMISSION FROM KEYSTONE ELECTRONICS CORP.

DRN BY	DATE
NT	6.12.14

App'D	SCALE
LN	1.5X