





## MiniQ Discovery Kit Assembly Guide

### STEP 1:



M3 \* 30mm  
nylon standoffs


## STEP 2:




M3 \* 20mm + M3 \*  
10mm nylon standoffs

PS: You can remove  
the 10mm Nylon  
standoffs depend on  
your need.


## STEP 3:




## STEP 4:



[Wiki Doc for  
Upper Deck](#)



STEP 5:



DONE

