

PCB terminal block - FRONT 4-H-7,62 GY - 1889482

Please be informed that the data shown in this PDF Document is generated from our Online Catalog. Please find the complete data in the user's documentation. Our General Terms of Use for Downloads are valid (<http://phoenixcontact.com/download>)



PCB terminal block, Nominal current: 32 A, Nom. voltage: 630 V, Pitch: 7.62 mm, Number of positions: 1, Connection method: Screw connection, Mounting: Soldering, Conductor/PCB connection direction: 0 °, Color: Gray

Key commercial data

Packing unit	1 pc
Weight per Piece (excluding packing)	8.89 GRM
Custom tariff number	85369010
Country of origin	Bulgaria

Technical data

Dimensions

Length	26 mm
Height	33.4 mm
Pitch	7.62 mm
Pin dimensions	1 x 0,8 mm
Hole diameter	1.3 mm

General

Range of articles	FRONT 4-H
Rated surge voltage (III/3)	6 kV
Rated surge voltage (III/2)	6 kV
Rated surge voltage (II/2)	6 kV
Rated voltage (III/3)	500 V
Rated voltage (III/2)	630 V
Rated voltage (II/2)	1000 V
Connection in acc. with standard	EN-VDE
Nominal current I_N	32 A
Nominal cross section	4 mm ²
Maximum load current	41 A (with 6 mm ² conductor cross section)
Solder pin surface	Sn

PCB terminal block - FRONT 4-H-7,62 GY - 1889482

Technical data

General

Inflammability class according to UL 94	V0
Stripping length	14 mm
Number of positions	1
Screw thread	M3
Tightening torque, min	0.5 Nm
Tightening torque max	0.6 Nm

Connection data

Conductor cross section solid min.	0.5 mm ²
Conductor cross section solid max.	6 mm ²
Conductor cross section stranded min.	0.5 mm ²
Conductor cross section stranded max.	6 mm ²
Conductor cross section stranded, with ferrule without plastic sleeve min.	0.5 mm ²
Conductor cross section stranded, with ferrule without plastic sleeve max.	4 mm ²
Conductor cross section stranded, with ferrule with plastic sleeve min.	0.5 mm ²
Conductor cross section stranded, with ferrule with plastic sleeve max.	2.5 mm ²
Conductor cross section AWG/kcmil min.	20
Conductor cross section AWG/kcmil max	10
2 conductors with same cross section, solid min.	0.5 mm ²
2 conductors with same cross section, solid max.	1.5 mm ²
2 conductors with same cross section, stranded min.	0.5 mm ²
2 conductors with same cross section, stranded max.	1.5 mm ²
2 conductors with same cross section, stranded, ferrules without plastic sleeve, min.	0.25 mm ²
2 conductors with same cross section, stranded, ferrules without plastic sleeve, max.	1 mm ²
2 conductors with same cross section, stranded, TWIN ferrules with plastic sleeve, min.	0.5 mm ²
2 conductors with same cross section, stranded, TWIN ferrules with plastic sleeve, max.	1 mm ²
Minimum AWG according to UL/CUL	24
Maximum AWG according to UL/CUL	10

Classifications

eCl@ss

eCl@ss 4.0	27141109
eCl@ss 4.1	27141109
eCl@ss 5.0	27141190

PCB terminal block - FRONT 4-H-7,62 GY - 1889482

Classifications

eCl@ss

eCl@ss 5.1	27141190
eCl@ss 6.0	27261101
eCl@ss 7.0	27440401
eCl@ss 8.0	27440401

ETIM

ETIM 3.0	EC001121
ETIM 4.0	EC002643
ETIM 5.0	EC002643

UNSPSC

UNSPSC 6.01	30211801
UNSPSC 7.0901	39121432
UNSPSC 11	39121432
UNSPSC 12.01	39121432
UNSPSC 13.2	39121432

Approvals

Approvals


Approvals

CSA / UL Recognized / cUL Recognized / GOST / GOST / cULus Recognized

Ex Approvals

Approvals submitted


Approval details

CSA 			
		B	D
	mm ² /AWG/kcmil	22-10	22-10
	Nominal current I _N	30 A	10 A


PCB terminal block - FRONT 4-H-7,62 GY - 1889482

Approvals

	B	D
Nominal voltage UN	300 V	300 V

UL Recognized 

	B	D
mm ² /AWG/kcmil	24-10	24-10
Nominal current IN	30 A	10 A
Nominal voltage UN	300 V	300 V

cUL Recognized 

	B	D
mm ² /AWG/kcmil	24-10	24-10
Nominal current IN	30 A	10 A
Nominal voltage UN	300 V	300 V

GOST 

GOST 

cULus Recognized 