

High-current terminal block - PTPOWER 150 F BU - 3215031

Please be informed that the data shown in this PDF Document is generated from our Online Catalog. Please find the complete data in the user's documentation. Our General Terms of Use for Downloads are valid (<http://phoenixcontact.com/download>)




High-current terminal block, nom. voltage: 1500 V, nominal current: 309 A, connection method: Power-Turn connection, number of connections: 2, number of positions: 1, cross section: 50 mm² - 150 mm², AWG: 1/0 - 300 kcmil, width: 31 mm, height: 108.3 mm, color: blue, mounting type: direct screw connection

Why buy this product

- ✓ Quick and easy connection is now also possible for large conductors with the high-current terminal block
- ✓ The Push-in connection terminal blocks are characterized by the system features of the CLIPLINE complete system and by easy and tool-free wiring of conductors with ferrules or solid conductors
- ✓ The compact design enables wiring in a confined space
- ✓ In addition to using the existing test connection, pick-off terminal blocks can be connected, each of which can also accommodate two test cables

Key Commercial Data

Packing unit	3 STK
GTIN	 4 046356 903493
GTIN	4046356903493

Technical data

General

Number of positions	1
Number of levels	1
Number of connections	2
Potentials	1
Nominal cross section	150 mm ²
Color	blue
Insulating material	PA
Flammability rating according to UL 94	V0
Rated surge voltage	8 kV
Degree of pollution	3
Overvoltage category	III

High-current terminal block - PTPOWER 150 F BU - 3215031

Technical data

General

Insulating material group	I
Maximum power dissipation for nominal condition	9.55 W
Maximum load current	309 A (with 150 mm ² conductor cross section)
Nominal current I _N	309 A
Nominal voltage U _N	1500 V DC
	1000 V AC
Open side panel	No
Relative insulation material temperature index (Elec., UL 746 B)	130 °C
Temperature index of insulation material (DIN EN 60216-1 (VDE 0304-21))	125 °C
Static insulating material application in cold	-60 °C
Behavior in fire for rail vehicles (DIN 5510-2)	Test passed
Flame test method (DIN EN 60695-11-10)	V0
Oxygen index (DIN EN ISO 4589-2)	>32 %
NF F16-101, NF F10-102 Class I	2
NF F16-101, NF F10-102 Class F	2
Surface flammability NFPA 130 (ASTM E 162)	passed
Specific optical density of smoke NFPA 130 (ASTM E 662)	passed
Smoke gas toxicity NFPA 130 (SMP 800C)	passed
Calorimetric heat release NFPA 130 (ASTM E 1354)	27,5 MJ/kg
Fire protection for rail vehicles (DIN EN 45545-2) R22	HL 1 - HL 3
Fire protection for rail vehicles (DIN EN 45545-2) R23	HL 1 - HL 3
Fire protection for rail vehicles (DIN EN 45545-2) R24	HL 1 - HL 3
Fire protection for rail vehicles (DIN EN 45545-2) R26	HL 1 - HL 3

Dimensions

Width	31 mm
Length	150 mm
Height	108.3 mm
Hole diameter	6.5 mm
Drill hole spacing	137.2 mm
Pitch	31 mm

Connection data

Connection method	Power-Turn connection
Connection in acc. with standard	IEC 60947-7-1
Conductor cross section solid min.	50 mm ²
Conductor cross section solid max.	150 mm ²
Conductor cross section AWG min.	1/0
Conductor cross section AWG max.	300 kcmil
Conductor cross section flexible min.	50 mm ²
Conductor cross section flexible max.	150 mm ²

High-current terminal block - PTPOWER 150 F BU - 3215031

Technical data

Connection data

Min. AWG conductor cross section, flexible	1/0
Max. AWG conductor cross section, flexible	300 kcmil
Conductor cross section flexible, with ferrule without plastic sleeve min.	50 mm ²
Conductor cross section flexible, with ferrule without plastic sleeve max.	95 mm ²
Conductor cross section flexible, with ferrule with plastic sleeve min.	50 mm ²
Conductor cross section flexible, with ferrule with plastic sleeve max.	95 mm ²
Cross section with insertion bridge solid min.	50 mm ²
Cross section with insertion bridge, solid max.	150 mm ²
Cross section with insertion bridge stranded min.	50 mm ²
Cross section with insertion bridge, stranded max.	150 mm ²
Cross section with insertion bridge stranded, with ferrule without plastic sleeve min.	50 mm ²
Cross section with insertion bridge stranded, with ferrule without plastic sleeve max.	95 mm ²
Cross section with insertion bridge stranded, with ferrule without plastic sleeve min.	50 mm ²
Cross section with insertion bridge stranded, with ferrule with plastic sleeve max.	95 mm ²
Stripping length	40 mm
Internal cylindrical gage	B14

Standards and Regulations

Connection in acc. with standard	IEC 60947-7-1
Flammability rating according to UL 94	V0
Fire protection for rail vehicles (DIN EN 45545-2) R22	HL 1 - HL 3 HL 1 - HL 3 HL 1 - HL 3 HL 1 - HL 3
Fire protection for rail vehicles (DIN EN 45545-2) R23	HL 1 - HL 3 HL 1 - HL 3 HL 1 - HL 3 HL 1 - HL 3
Fire protection for rail vehicles (DIN EN 45545-2) R24	HL 1 - HL 3 HL 1 - HL 3 HL 1 - HL 3 HL 1 - HL 3
Fire protection for rail vehicles (DIN EN 45545-2) R26	HL 1 - HL 3 HL 1 - HL 3 HL 1 - HL 3 HL 1 - HL 3

Environmental Product Compliance

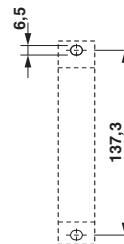
China RoHS	Environmentally friendly use period: unlimited = EFUP-e
	No hazardous substances above threshold values

Drawings

Circuit diagram



Dimensional drawing



High-current terminal block - PTPOWER 150 F BU - 3215031

Approvals


Approvals

Approvals

EAC / LR / BV / UL Recognized / cUL Recognized / CSA / DNV GL / EAC / cULus Recognized

Ex Approvals

Approval details


EAC		EAC-Zulassung
-----	---	---------------

LR		http://www.lr.org/en	15/20030
----	--	---	----------

BV		http://www.veristar.com/portal/veristarinfo/generalinfo/approved/approvedProducts/equipmentAndMaterials	40933/A1 BV
----	---	---	-------------

UL Recognized		http://database.ul.com/cgi-bin/XYV/template/LISEXT/1FRAME/index.htm	FILE E 60425
---------------	---	---	--------------

	B	C
Nominal voltage UN	1000 V	1000 V
Nominal current IN	270 A	270 A
mm ² /AWG/kcmil	2-300	2-300

cUL Recognized		http://database.ul.com/cgi-bin/XYV/template/LISEXT/1FRAME/index.htm	FILE E 60425
----------------	---	---	--------------

	C
Nominal voltage UN	1000 V
Nominal current IN	270 A
mm ² /AWG/kcmil	2-300

High-current terminal block - PTPOWER 150 F BU - 3215031

Approvals

CSA		http://www.csagroup.org/services-industries/product-listing/	13631
-----	--	---	-------

	C
Nominal voltage UN	1000 V
Nominal current IN	270 A
mm ² /AWG/kcmil	2-300

DNV GL	http://exchange.dnv.com/tari/	TAE0000029
--------	---	------------

EAC		RU C- DE.A*30.B.01742
-----	--	--------------------------

cULus Recognized		http://database.ul.com/cgi-bin/XYV/template/LISEXT/1FRAME/index.htm
------------------	--	---

Phoenix Contact 2018 © - all rights reserved
<http://www.phoenixcontact.com>

PHOENIX CONTACT GmbH & Co. KG
Flachsmarktstr. 8
32825 Blomberg
Germany
Tel. +49 5235 300
Fax +49 5235 3 41200
<http://www.phoenixcontact.com>