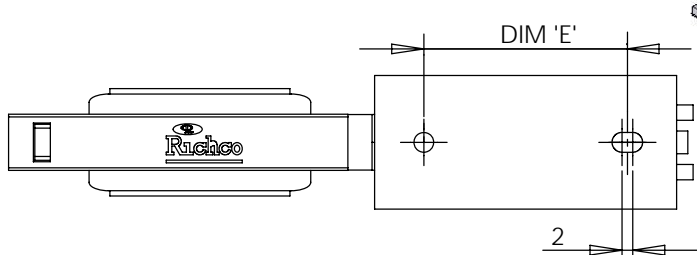
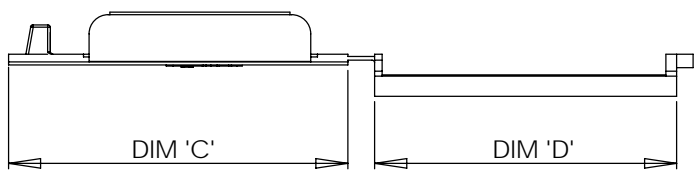
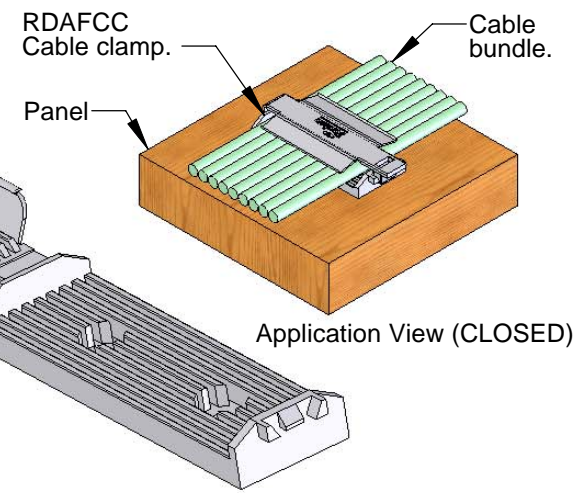


Plan View of RDAFCC-25 showing single fixing hole location.



REV.	MODIFICATION.	DATE	DRN
A	NEW DRAWING	19/07/05	NJB
B	RDAFCC-50 & 82 DIM 'E' WERE 38.0 & 38.4	25/08/05	NJB
C	MAX CABLE THICKNESS & RECOMENDED SCREW SIZE ADDED	11/10/05	NJB
D	FILLET RADS ADDED TO HINGE	16/03/06	NJB
E	RDAFCC-82 ISOMETRIC VIEW ADDED	15/05/06	NJB
F	RDAFCC-82 DIMS CORRECTED. TOLERANCE ADDED TO Ø9 DIM.	30/08/06	NJB
01	PRODUCTION RELEASE	21/11/06	NJB
02	ECR/ECN - 2008-013	22/01/08	PH



RDAFCC-25 With single fixing hole.

RDAFCC-50, With double fixing holes.

RDAFCC-82, With double fixing holes.

- NOTES:
- 1a) Metric Primary units:mm.
  - 1b) Imperial secondary units: [inches].
  - 2) For mounting hole method with adhesive tape, (RMS-324), add 'A' to the end of the part number.
  - 3) Recommended Max cable thickness: 5mm.
  - 4) Recommended mounting screw - #6 (M3).
  - 5) 'FLAME RETARDANT NYLON (RMS-19)' available by special order.

RDAFCC-82	179.4 [7.062]	25.4 [1.000]	88.5 [3.484]	82.8 [3.259]	38.0 [1.496]	76.2 [3.000]
RDAFCC-50	128.5 [5.059]	25.0 [.984]	63.5 [2.500]	56.5 [2.224]	38.0 [1.496]	50.8 [2.000]
RDAFCC-25	75.8 [2.984]	25.0 [.984]	37.9 [1.492]	29.7 [1.169]	N/A	25.4 [1.000]
PART No.	DIM 'A' (REF)	DIM 'B' (REF)	DIM 'C' (REF)	DIM 'D' (REF)	DIM 'E' C-C	MAXIMUM CABLE WIDTH

INFORMATION CONTAINED IN THIS DOCUMENT IS CONFIDENTIAL TO RICHCO INTERNATIONAL Co. Ltd. AND MAY NOT BE DISCLOSED OR REPRODUCED IN WHOLE OR PART WITHOUT THEIR WRITTEN CONSENT.			
GENERAL TOLERANCES ±0.25 [0.010] UNLESS OTHERWISE STATED 1 DECIMAL PLACE ± 2 DECIMAL PLACES ± ANGULAR ±1°			
			THIRD ANGLE 
MATERIAL: NYLON 6/6 UL94 V2 (RMS-01)		COLOUR: GREY	
DESCRIPTION: RDAFCC SERIES CABLE CLAMPS			PART No: SEE TABLE
DRG No: 06-144	NPR No: 2005-130	Mass:(g)	SHEET SIZE A3
DRN NJB	DATE 19/07/05	CHKD NBR	DATE 29/07/05
SCALE NTS		SHEET No. 1 OF 1	