

## Electronic housing - ME 22,5 UT/FE BUS/ 5 KMGY - 2914071

Please be informed that the data shown in this PDF Document is generated from our Online Catalog. Please find the complete data in the user's documentation. Our General Terms of Use for Downloads are valid (<http://download.phoenixcontact.com>)



Lower part of housing, with vents, fully assembled, with metal foot catch, with integrated bus connector (5-pos.)

The illustration shows the green product version

### Product Features

- 2 optional serial contacts (daisy chain)
- Gold contacts for data transmission and power supply (125 V, 8 A)
- Supply via standard MINI COMBICON plug
- Can be snapped onto standard NS 35/7,5 and NS 35/15 DIN rails



### Key commercial data

Packing unit	1 1
Weight per Piece (excluding packing)	55.0 GRM
Custom tariff number	85369010
Country of origin	Germany

### Technical data

#### General

Housing type	Component housing
Housing material	Polyamide
Color	light gray

#### Ambient conditions

Ambient temperature (operation)	-40 °C ... 105 °C
---------------------------------	-------------------

#### Dimensions

Length	99 mm
Constructional height	114.5 mm

## Electronic housing - ME 22,5 UT/FE BUS/ 5 KMGY - 2914071

### Technical data

#### Dimensions

Width	22.5 mm
-------	---------

#### Technical data

Connection in acc. with standard	CUL
Nominal voltage $U_N$	300 V
Nominal current $I_N$	8 A
Indicator1	CUL1
Inflammability class according to UL 94	V0
Power dissipation at 20°C in the horizontal mounting position	6.1 W 12.1 W
Number of positions	16
	24
	24

### Classifications

#### eCl@ss

eCl@ss 4.0	27180401
eCl@ss 4.1	27180401
eCl@ss 5.0	27180506
eCl@ss 5.1	27180506
eCl@ss 6.0	27180802
eCl@ss 7.0	27182702
eCl@ss 8.0	27182702

#### ETIM

ETIM 2.0	EC001031
ETIM 3.0	EC001031
ETIM 4.0	EC001031
ETIM 5.0	EC001031

#### UNSPSC

UNSPSC 6.01	31261501
UNSPSC 7.0901	31261501
UNSPSC 11	31261501
UNSPSC 12.01	31261501
UNSPSC 13.2	31261501

# Electronic housing - ME 22,5 UT/FE BUS/ 5 KMGY - 2914071

## Approvals

### Approvals

Approvals

UL Recognized / cUL Recognized / cULus Recognized

Ex Approvals

Approvals submitted

### Approval details

UL Recognized

cUL Recognized

	B	D
Nominal current I <sub>N</sub>	8 A	8 A
Nominal voltage U <sub>N</sub>	300 V	300 V

cULus Recognized

## Accessories

Accessories

Coding element

Coding star - CR-MSTB - 1734401

Coding section, inserted into the recess in the header or the inverted plug, red insulating material



## Electronic housing - ME 22,5 UT/FE BUS/ 5 KMGY - 2914071

### Accessories

---

Coding profile - CP-MSTB - 1734634



Coding profile, is inserted into the slot on the plug or inverted header, red insulating material

---

### Filler plug

Electronic housing - ME B-KA KMGY - 2706302



Terminal cover, 1 strip covers up to 12 terminal points, for ME-BUS terminal opening, (male side)

---

Electronic housing - ME B-SA/NS 35 KMGY - 2706700



Terminal cover, 1 strip covers up to 12 terminal points, for ME-BUS male side, (female side)

---

Electronic housing - ME B-22,5 MSTBO KMGY - 2907965



Filler plugs, for unoccupied terminal points

---

Electronic housing - ME B-22,5 MKDSO KMGY - 2908498



Filler plugs, for unoccupied terminal points

---

# Electronic housing - ME 22,5 UT/FE BUS/ 5 KMGY - 2914071

## Accessories

Electronic housing - ME B-12,5 3MSTBO GN - 2709176



Filler plugs, for unoccupied terminal points

---

## Mounting material

Components of electronic housing - ME-SAS - 2853899



Shield connection clamp for printed circuit terminal block

---

Electronic housing - ME LPZS - 2906911

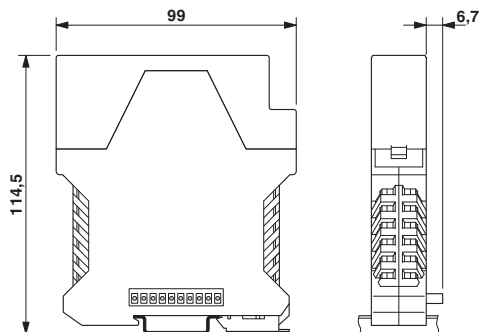


PCB stop, for soldering onto PCB

---

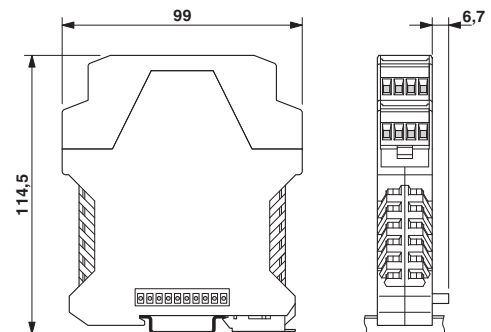
## Drawings

Dimensioned drawing



Dimensions of the electronics housing ME.../BUS5 and ME.../BUS10 with single-level upper part

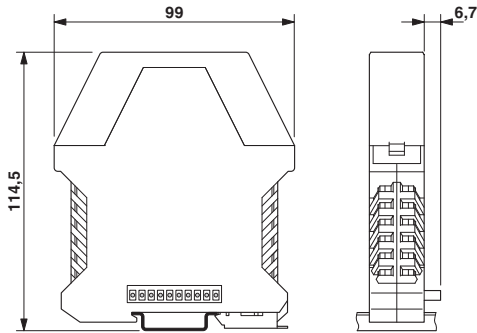
Dimensioned drawing



Dimensions of the electronics housing ME.../BUS 5 and ME.../BUS 10 with double-level upper part

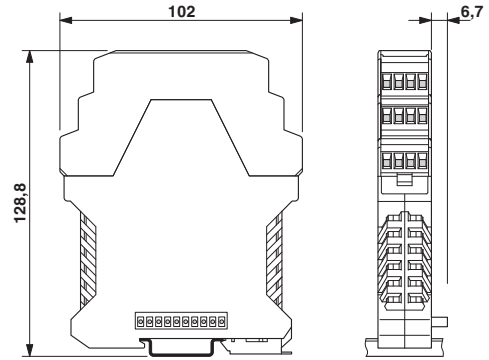
# Electronic housing - ME 22,5 UT/FE BUS/ 5 KMGY - 2914071

Dimensioned drawing



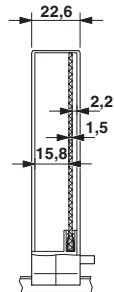
Dimensions of the electronics housing ME.../BUS 5 and ME.../BUS 10 with triple-level upper part

Dimensioned drawing



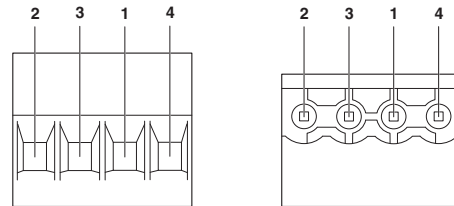
Dimensions of the electronics housing ME.../BUS 5 and ME.../BUS 10 with triple-level upper part

Dimensioned drawing



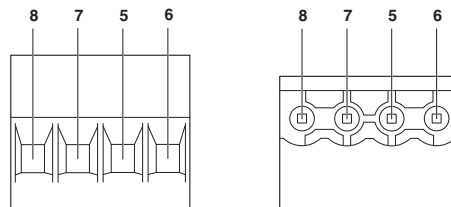
Internal housing dimensions, electronics housing ME 22.5 BUS...

Schematic diagram



Pin assignment left

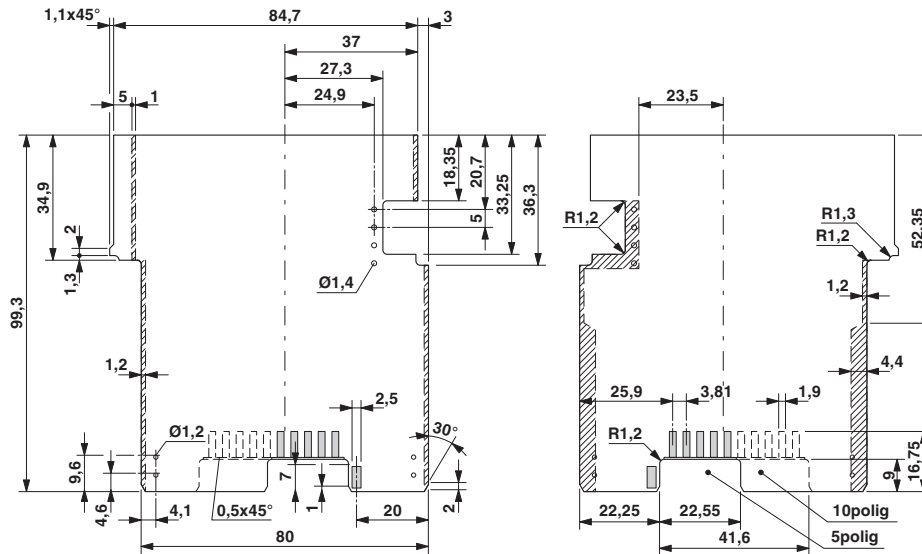
Schematic diagram



Pin assignment right

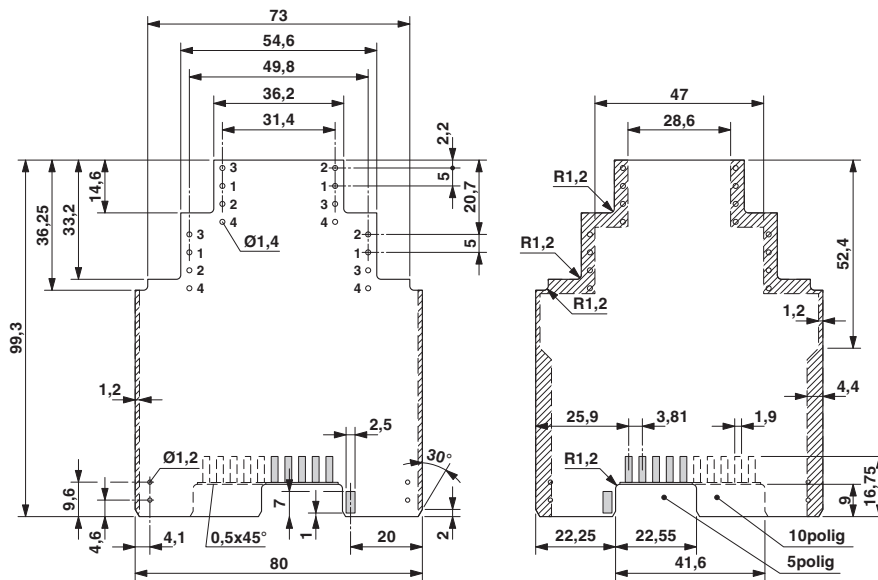
# Electronic housing - ME 22,5 UT/FE BUS/ 5 KMGY - 2914071

Dimensioned drawing



Dimensional drawing of the ME.../BUS5 and ME.../BUS10 printed circuit board if the single-level upper part is used

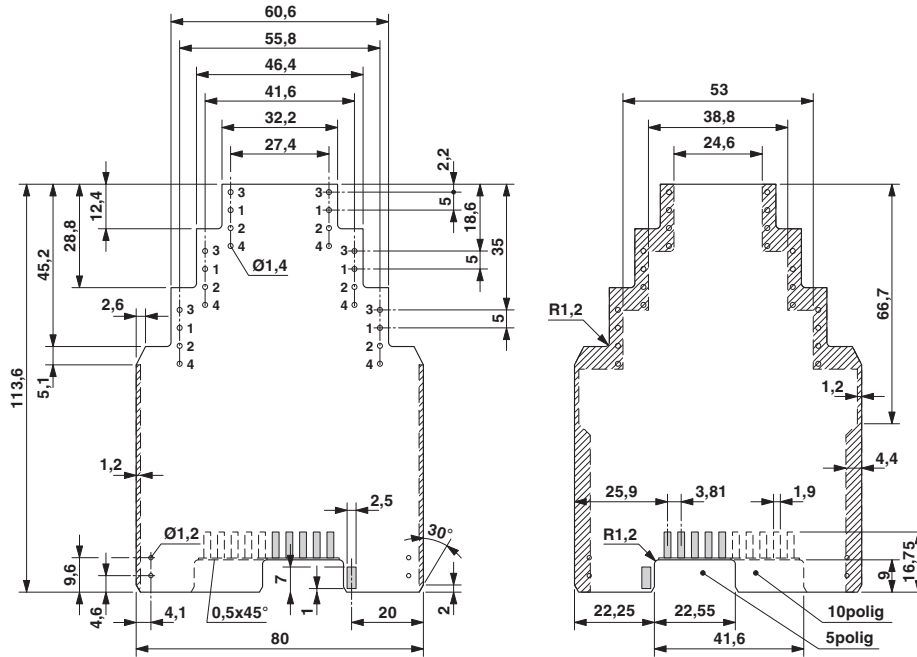
Dimensioned drawing



Dimensional drawing of the ME.../BUS5 and ME.../BUS10 printed circuit board if the double-level upper part is used

# Electronic housing - ME 22,5 UT/FE BUS/ 5 KMGY - 2914071

Dimensioned drawing



Dimensional drawing of the ME.../BUS5 and ME.../BUS10 printed circuit board if the triple-level upper part is used