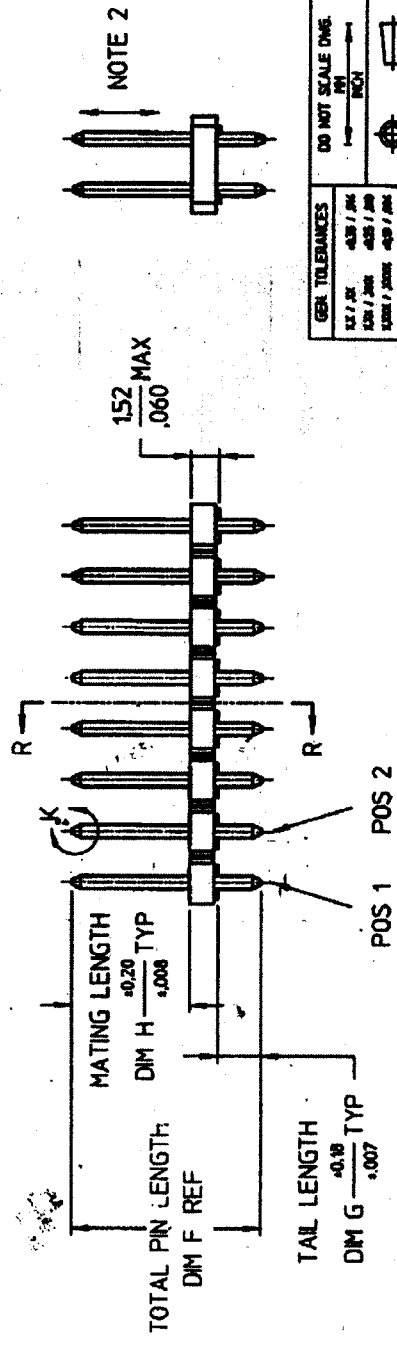
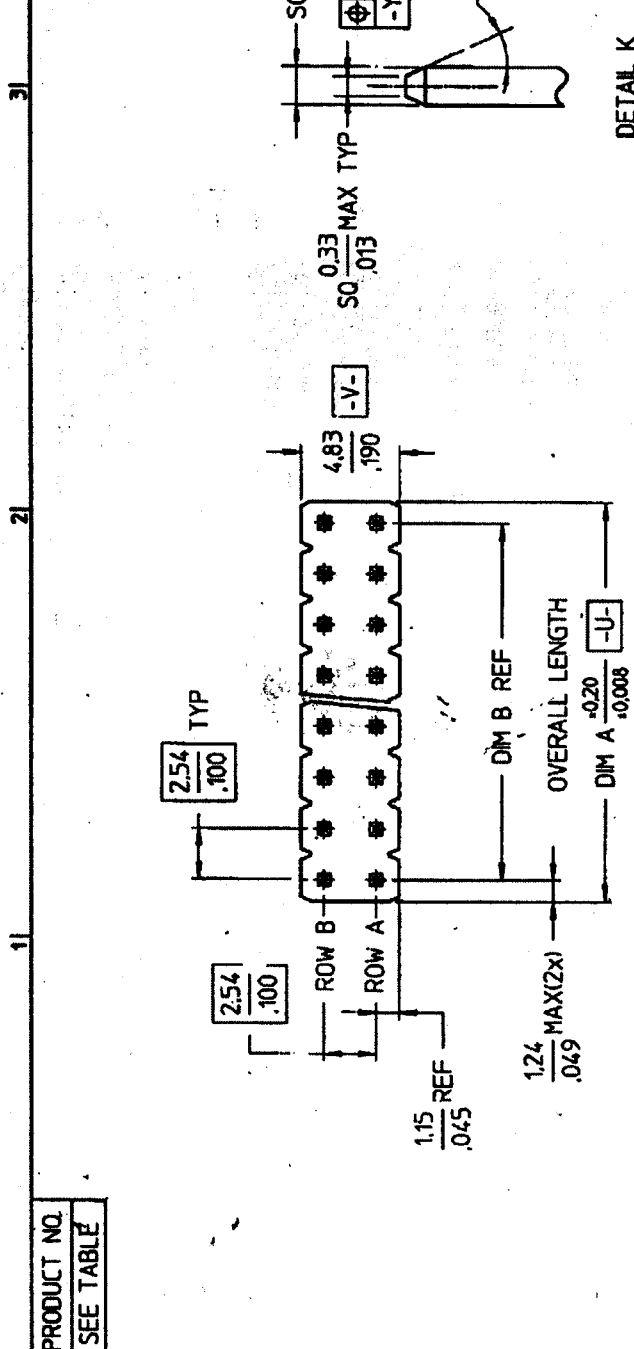


REV	DESCRIPTION	REV'D BY	DATE
W	ECR S 7041	GL LOO	16 JUL 97
X	ECR S 7052	GL LOO	04 DEC 97
Y	ECR S 7053	GL LOO	10 DEC 97
AA	ECR S 8006	GL LOO	21 MAR 98
AB	ECR S 8026	GL LOO	16 NOV 98
AC	ECR V 9839	GL LOO	20 MAY 99
AD	ECR S 0001	GL LOO	20 MAY 00
AE	Nov-0137 Long	Long	5/2/06



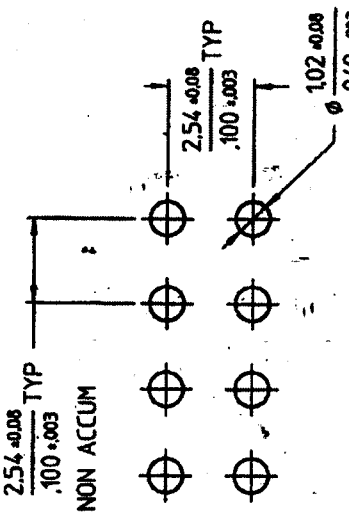
GEN TOLERANCES		DO NOT SCALE DIMS		DESCRIPTION	
SIZE / DIM	FINISH	UNIT	SCALE	DATE	NAME
13 / 25	ASB / AS	IN	12 MAY 00	GL LOO	GL LOO
125 / 200	ASB / AS	IN	12 MAY 00	GL LOO	GL LOO
SCALE / DIMS	ASB / AS	IN	12 MAY 00	GL LOO	GL LOO
FINISH	ASB / AS	IN	12 MAY 00	GL LOO	GL LOO

DRAWN	GL LOO	DATE	12 MAY 00
CHECKED	GL LOO	DATE	12 MAY 00
APPROVED	GL LOO	DATE	12 MAY 00

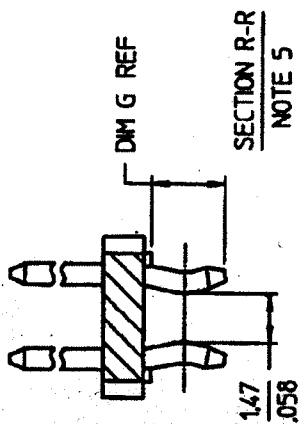
DESCRIPTION	BERGSTK® HEADER
PRODUCT NO.	89125
SCALE	3:1
SHEET	1 OF 1

CUSTOMER COPY

PRODUCT NO	POS	OVERALL LENGTH DIM A	DIM B	TOTAL PIN LENGTH DIM F	TAIL LENGTH DIM G	MATING LENGTH DIM H	POL.	RET PIN POS	MAT'L
89125-001	2 X 8	20.07 / .790	17.78 / .700	10.67 / .420	2.16 / .085	7.11 / .280	--	A4, B4	NOTE ①⑧
-004	2 X 9	22.61 / .890	20.32 / .800	10.67 / .420	2.16 / .085	7.11 / .280	--	A5, B5	NOTE ①⑧
-005	2 X 8	20.07 / .790	17.78 / .700	10.03 / .395	2.16 / .085	6.48 / .255	--	A4, B4	NOTE ①⑧
-006	2 X 8	20.07 / .790	17.78 / .700	10.03 / .395	2.16 / .085	6.48 / .255	--	-	NOTE ①⑧
-008	2 X 10	25.15 / .990	22.86 / .900	9.65 / .380	2.16 / .085	6.10 / .240	--	-	NOTE ⑦⑧
-010	2 X 12	30.23 / 1.190	27.94 / 1.100	9.65 / .380	2.16 / .085	6.10 / .240	--	-	NOTE ⑦⑧
-012	2 X 36	91.19 / 3.590	88.90 / 3.500	9.58 / .377	2.03 / .080	6.15 / .242	--	-	NOTE ⑧⑨
-014	2 X 10	25.15 / .990	22.86 / .900	10.29 / .405	2.79 / .110	6.10 / .240	--	-	NOTE ⑦⑧
-015	2 X 18	45.47 / 1.790	43.18 / 1.700	10.29 / .405	3.05 / .120	5.84 / .230	--	A4, B4, A15, B15	NOTE ①⑧
-018	2 X 5	12.45 / .490	10.16 / .400	10.29 / .405	3.05 / .120	5.84 / .230	A4, B2	A3, B3	NOTE ①⑧
-019	2 X 20	50.55 / 1.990	48.26 / 1.900	11.99 / .472	3.48 / .137	7.11 / .280	--	-	NOTE ⑧⑨
-020	2 X 8	20.07 / .790	17.78 / .700	10.03 / .395	2.16 / .085	6.48 / .255	A2, A6	A4, B4 OR A5, B5	NOTE ①⑧
-021	2 X 8	20.07 / .790	17.78 / .700	9.02 / .355	1.14 / .045	6.48 / .255	--	-	NOTE ①⑧
-023	2 X 36	91.19 / 3.590	88.90 / 3.500	10.03 / .395	2.79 / .110	5.84 / .230	--	-	NOTE ⑧⑨



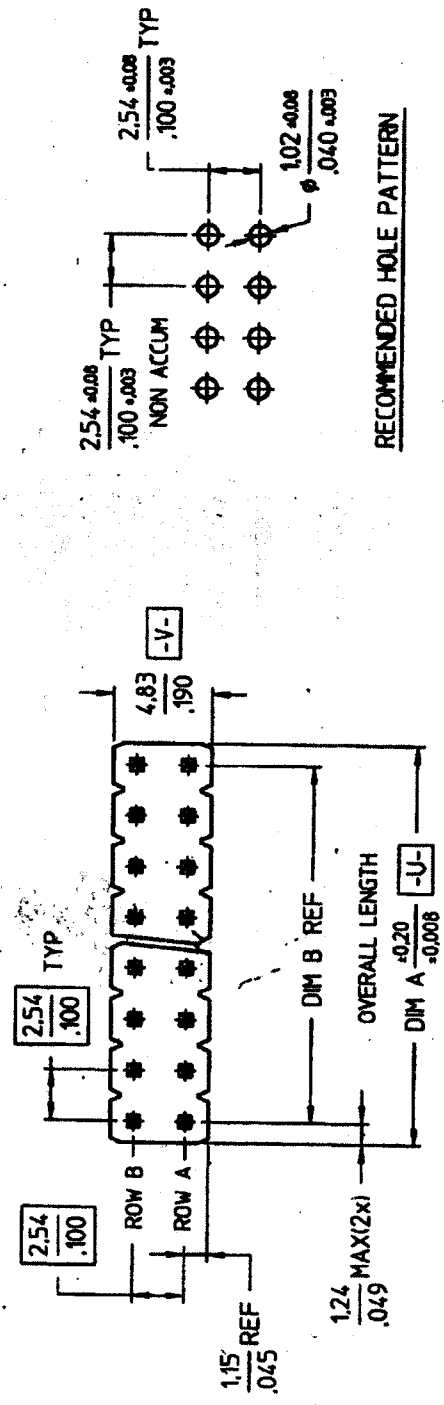
RECOMMENDED HOLE PATTERN



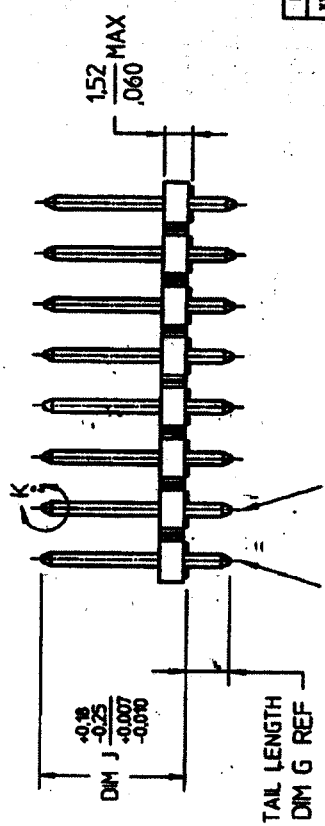
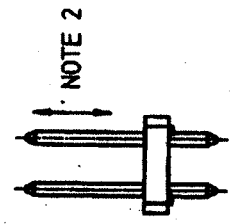
DO NOT SCALE DIMS		FCI	
GEN. TOLERANCES	AS B / FIN	NAME	DATE
SIZE / FIN	AS B / FIN	GL LOO	12MAY00
SIZE / FIN	AS B / FIN	CHECKED	12/15/2007
SIZE / FIN	AS B / FIN	APPROVED	12/15/2007
DESCRIPTION		BERGSTIK HEADER	
SUPER THIN BODY ASSY 152/060 DR		PRODUCT NO. 89125	
SCALE 5:1		SHT 2 OF 4	

CUSTOMER COPY

PRODUCT NO	POS	OVERALL LENGTH DIM A	DIM B	TAIL LENGTH DIM G	DIM J	POL	RET PIN POS	MATL	C. REF NO.
89125-022	2 X 8	20.07 / .790	17.78 / .700	1.14 / .045	8.13 / .320	--	--	NOTE ①, ②	41-001321-003 I



RECOMMENDED HOLE PATTERN



EEN TOLERANCES		DO NOT SCALE DIMS		FCJ	
12 / .01	4.30 / .01	IN	IN	econnect.com	
12.5 / .001	4.30 / .01	Ø	Ø	DESCRIPTION	
12.5 / .001	4.30 / .01	Ø	Ø	BERGSTIK 1 HEADER	
Ø	Ø	NAME	DATE	SUPER THIN BODY ASSY 152/060 DR	
Ø	Ø	GL LOO	12MAY00	PRODUCT NO. 89125	
Ø	Ø	YK	12/15/00	SCALE 3:1	
Ø	Ø	APPROVED		SHEET 3 OF 4	

CUSTOMER COPY

REV
V
X
Y
AA
AB
AC
AD
AE

NOTES

- ① BODY MAT'L : GLASS FILLED NYLON (UL 94V-0), BLACK
PIN MAT'L : PHOSPHOR BRONZE
PLATING : 0.38um/15u" MIN GXT WITH AU FLASH OVER 127um/50u" MIN NI
- ② 0.5 KG/1 LB MIN PIN RETENTION IN EITHER DIRECTION
- ③ MEASURED WITH PART IN RESTRAINED CONDITION
- ④ TWO SIDES OF PIN TIPS NOT PLATED. TYPICAL BOTH ENDS.
- ⑤ SECTION R-R DIMENSIONS APPLY TO RETENTION PIN
- ⑥ 4.5 KG/10 LB MAX INSERTION FORCE AND 0.2 KG/0.5 LB MIN RETENTION FORCE USING 157/062 THICK CIRCUIT BOARDS AND RECOMMENDED HOLE PATTERN.
- ⑦ BODY MAT'L : GLASS FILLED NYLON (UL 94V-0), BLACK
PIN MAT'L : PHOSPHOR BRONZE
PLATING : 0.76um/30u" MIN GXT WITH AU FLASH OVER 127um/50u" MIN NI
- ⑧ PRODUCT PART NOS. WITH THE SUFFIX 'H' DENOTE HIGH-TEMP PRODUCTS.
- ⑨ BODY MAT'L : GLASS FILLED NYLON (UL 94V-0), BLACK
PIN MAT'L : PHOSPHOR BRONZE
PLATING : 0.76um/30u" MIN AU OVER 127um/50u" MIN NI
- ⑩ BODY MAT'L : GLASS FILLED NYLON (UL 94V-0), BLACK
PIN MAT'L : PHOSPHOR BRONZE
PLATING : 3.05um/120u" MIN TIN LEAD OVER 127um/50u" MIN NI
- ⑪ BODY MAT'L : GLASS FILLED NYLON (UL 94V-0), BLACK
PIN MAT'L : PHOSPHOR BRONZE
PLATING : 0.10um/4u" MIN TO 0.25um/10" MAX AU FLASH PVER 127um/50u" MIN NI

12 ADD 'LF' SUFFIX AT THE END OF PART NUMBER FOR LEAD FREE OPTION. THE ORIGINAL PLATE SUFF. CHANGE TO 'PLATE PURE MATTE TYP'. IF 'LF' P/N THE PRODUCT MEETS EUROPEAN UNION DIRECTIVES AND OTHER AND OTHER COUNTRY REGULATION AS DESCRIBED IN GS-22-008. THE HOUSING WILL WITHSTAND EXPOSURE TO 260° PEAK TEMPERATURE FOR 15 SECONDS IN A WAVE PROCESS.

CUSTOMER COPY

DO NOT SCALE DIM.		DATE	
INCH	MILL	12MAY00	
		NAME: <i>GL Loo</i> DATE: <i>12/1/2000</i>	
GEN. TOLERANCES XX / .25 .25 / .50 .50 / .75 .75 / 1.00 1.00 / 1.50 1.50 / 2.00 2.00 / 3.00 3.00 / 4.00 4.00 / 6.00 6.00 / 8.00		DESCRIPTION BERGSTK 1 HEADER SUPER THIN BODY ASSY 152/060 DR PRODUCT NO. 89125 SCALE 5 : 1 INT. 1 OF 1	
DRAWN		APPROVED	
DESIGNED		<i>GL Loo</i> <i>12/1/2000</i>	